

**Walker Chandio & Co LLP**  
Chartered Accountants  
Firm Registration No.: 001076N/N500013  
21st Floor, DLF Square,  
Jacaranda Marg, DLF Phase II,  
Gurugram, Haryana 122002

**S. Tekriwal & Associates**  
Chartered Accountants  
Firm Registration No: 009612N  
B4/237, LGF,  
Safdarjung Enclave,  
New Delhi 110029

## **Independent Auditor's Report**

**To the Members of ACME PV Powertech Private Limited**

### **Report on the Audit of the Financial Statements**

#### **Opinion**

1. We have audited the accompanying financial statements of ACME PV Powertech Private Limited ('the Company'), which comprise the Balance Sheet as at 31 March 2025, the Statement of Profit and Loss (including Other Comprehensive Income), the Statement of Cash Flow and the Statement of Changes in Equity for the year then ended, and notes to the financial statements, including material accounting policy information and other explanatory information.
2. In our opinion and to the best of our information and according to the explanations given to us, the aforesaid financial statements give the information required by the Companies Act, 2013 ('the Act') in the manner so required and give a true and fair view in conformity with the Indian Accounting Standards ('Ind AS') specified under section 133 of the Act read with the Companies (Indian Accounting Standards) Rules, 2015 and other accounting principles generally accepted in India, of the state of affairs of the Company as at 31 March 2025, and its profit (including other comprehensive income), its cash flows and the changes in equity for the year ended on that date.

#### **Basis for Opinion**

3. We conducted our audit in accordance with the Standards on Auditing specified under section 143(10) of the Act. Our responsibilities under those standards are further described in the Auditor's Responsibilities for the Audit of the Financial Statements section of our report. We are independent of the Company in accordance with the Code of Ethics issued by the Institute of Chartered Accountants of India ('ICAI') together with the ethical requirements that are relevant to our audit of the financial statements under the provisions of the Act and the rules thereunder, and we have fulfilled our other ethical responsibilities in accordance with these requirements and the Code of Ethics. We believe that the audit evidence we have obtained is sufficient and appropriate to provide a basis for our opinion.

#### **Information other than the Financial Statements and Auditor's Report thereon**

4. The Company's Board of Directors are responsible for the other information. Other information does not include the financial statements and our auditor's report thereon.

Our opinion on the financial statements does not cover the other information and we do not express any form of assurance conclusion thereon.

In connection with our audit of the financial statements, our responsibility is to read the other information and, in doing so, consider whether the other information is materially inconsistent with the financial statements, or our knowledge obtained in the audit or otherwise appears to be materially misstated.

The Director Report is not made available to us at the date of this auditor's report. We have nothing to report in this regard.

#### **Responsibilities of Management and Those Charged with Governance for the Financial Statements**

5. The accompanying financial statements have been approved by the Company's Board of Directors. The Company's Board of Directors are responsible for the matters stated in section 134(5) of the Act with respect to the preparation and presentation of these financial statements that give a true and fair view of the financial position, financial performance including other comprehensive income, changes in equity and





cash flows of the Company in accordance with the Ind AS specified under section 133 of the Act and other accounting principles generally accepted in India. This responsibility also includes maintenance of adequate accounting records in accordance with the provisions of the Act for safeguarding of the assets of the Company and for preventing and detecting frauds and other irregularities; selection and application of appropriate accounting policies; making judgments and estimates that are reasonable and prudent; and design, implementation and maintenance of adequate internal financial controls, that were operating effectively for ensuring the accuracy and completeness of the accounting records, relevant to the preparation and presentation of the financial statements that give a true and fair view and are free from material misstatement, whether due to fraud or error.

6. In preparing the financial statements, the Board of Directors are responsible for assessing the Company's ability to continue as a going concern, disclosing, as applicable, matters related to going concern and using the going concern basis of accounting unless the Board of Directors either intend to liquidate the Company or to cease operations, or has no realistic alternative but to do so.
7. The Board of Directors are also responsible for overseeing the Company's financial reporting process.

#### **Auditor's Responsibilities for the Audit of the Financial Statements**

8. Our objectives are to obtain reasonable assurance about whether the financial statements as a whole are free from material misstatement, whether due to fraud or error, and to issue an auditor's report that includes our opinion. Reasonable assurance is a high level of assurance but is not a guarantee that an audit conducted in accordance with Standards on Auditing will always detect a material misstatement when it exists. Misstatements can arise from fraud or error and are considered material if, individually or in the aggregate, they could reasonably be expected to influence the economic decisions of users taken on the basis of these financial statements.
9. As part of an audit in accordance with Standards on Auditing, specified under section 143(10) of the Act we exercise professional judgment and maintain professional skepticism throughout the audit. We also:
  - Identify and assess the risks of material misstatement of the financial statements, whether due to fraud or error, design and perform audit procedures responsive to those risks, and obtain audit evidence that is sufficient and appropriate to provide a basis for our opinion. The risk of not detecting a material misstatement resulting from fraud is higher than for one resulting from error, as fraud may involve collusion, forgery, intentional omissions, misrepresentations, or the override of internal control;
  - Obtain an understanding of internal control relevant to the audit in order to design audit procedures that are appropriate in the circumstances. Under section 143(3)(i) of the Act we are also responsible for expressing our opinion on whether the Company has adequate internal financial controls with reference to financial statements in place and the operating effectiveness of such controls;
  - Evaluate the appropriateness of accounting policies used and the reasonableness of accounting estimates and related disclosures made by management;
  - Conclude on the appropriateness of Board of Directors' use of the going concern basis of accounting and, based on the audit evidence obtained, whether a material uncertainty exists related to events or conditions that may cast significant doubt on the Company's ability to continue as a going concern. If we conclude that a material uncertainty exists, we are required to draw attention in our auditor's report to the related disclosures in the financial statements or, if such disclosures are inadequate, to modify our opinion. Our conclusions are based on the audit evidence obtained up to the date of our auditor's report. However, future events or conditions may cause the Company to cease to continue as a going concern; and
  - Evaluate the overall presentation, structure and content of the financial statements, including the disclosures, and whether the financial statements represent the underlying transactions and events in a manner that achieves fair presentation.





10. We communicate with those charged with governance regarding, among other matters, the planned scope and timing of the audit and significant audit findings, including any significant deficiencies in internal control that we identify during our audit.

### Report on Other Legal and Regulatory Requirements

11. Based on our audit, we report that the Company has not paid or provided for any managerial remuneration during the year. Accordingly, reporting under section 197(16) of the Act is not applicable.
12. As required by the Companies (Auditor's Report) Order, 2020 ('the Order') issued by the Central Government of India in terms of section 143(11) of the Act we give in the Annexure A a statement on the matters specified in paragraphs 3 and 4 of the Order, to the extent applicable.
13. Further to our comments in Annexure A, as required by section 143(3) of the Act based on our audit, we report, to the extent applicable, that:
- a) We have sought and obtained all the information and explanations which to the best of our knowledge and belief were necessary for the purpose of our audit of the accompanying financial statements;
  - b) Except for the matters stated in paragraph 13(h)(vi) below on reporting under Rule 11(g) of the Companies (Audit and Auditors) Rules, 2014 (as amended), in our opinion, proper books of account as required by law have been kept by the Company so far as it appears from our examination of those books.
  - c) The financial statements dealt with by this report are in agreement with the books of account;
  - d) In our opinion, the aforesaid financial statements comply with Ind AS specified under section 133 of the Act;
  - e) On the basis of the written representations received from the directors and taken on record by the Board of Directors, none of the directors is disqualified as on 31 March 2025 from being appointed as a director in terms of section 164(2) of the Act;
  - f) The qualification relating to the maintenance of accounts and other matters connected therewith are as stated in paragraph 13(b) above on reporting under section 143(3)(b) of the Act and paragraph 13(h)(vi) below on reporting under Rule 11(g) of the Companies (Audit and Auditors) Rules, 2014 (as amended);
  - g) With respect to the adequacy of the internal financial controls with reference to financial statements of the Company as on 31 March 2025 and the operating effectiveness of such controls, refer to our separate Report in Annexure B wherein we have expressed an unmodified opinion; and
  - h) With respect to the other matters to be included in the Auditor's Report in accordance with rule 11 of the Companies (Audit and Auditors) Rules, 2014 (as amended), in our opinion and to the best of our information and according to the explanations given to us:
    - i. The Company, as detailed in note 37(a) to the financial statements, has disclosed the impact of pending litigation on its financial position as at 31 March 2025;
    - ii. The Company did not have any long-term contracts including derivative contracts for which there were any material foreseeable losses as at 31 March 2025;
    - iii. There were no amounts which were required to be transferred to the Investor Education and Protection Fund by the Company during the year ended 31 March 2025;
    - iv. (a) The management has represented that, to the best of its knowledge and belief, as disclosed in note 39(H) to the financial statements, no funds have been advanced or loaned or invested (either from borrowed funds or securities premium or any other sources or kind of funds) by the Company to or in any person(s) or entity(ies), including foreign entities ('the intermediaries'), with






the understanding, whether recorded in writing or otherwise, that the intermediary shall, whether, directly or indirectly lend or invest in other persons or entities identified in any manner whatsoever by or on behalf of the Company ('the Ultimate Beneficiaries') or provide any guarantee, security or the like on behalf the Ultimate Beneficiaries;

- (b) The management has represented that, to the best of its knowledge and belief, as disclosed in note 39(l) to the financial statements, no funds have been received by the Company from any person(s) or entity(ies), including foreign entities ('the Funding Parties'), with the understanding, whether recorded in writing or otherwise, that the Company shall, whether directly or indirectly, lend or invest in other persons or entities identified in any manner whatsoever by or on behalf of the Funding Party ('Ultimate Beneficiaries') or provide any guarantee, security or the like on behalf of the Ultimate Beneficiaries; and
- (c) Based on such audit procedures performed as considered reasonable and appropriate in the circumstances, nothing has come to our notice that has caused us to believe that the management representations under sub-clauses (a) and (b) above contain any material misstatement.
- v. The Company has not declared or paid any dividend during the year ended 31 March 2025.
- vi. Based on our examination which included test checks, the Company, in respect of financial year commencing on 1 April 2024, has used accounting software for maintaining its books of account which has a feature of recording audit trail (edit log) facility and the same has operated throughout the year for all relevant transactions recorded in the software except that, audit trail feature was not enabled at database level for accounting software SAP HANA to log any direct data changes, as described in note 38 to the financial statements. Further, during the course of our audit we did not come across any instance of audit trail feature being tampered with in respect of the accounting software where such feature is enabled. Furthermore, the audit trail has been preserved by the Company as per the statutory requirements for record retention

For **Walker Chandiok & Co LLP**

Chartered Accountants

Firm's Registration No.: 001076N/N500013



**Anamitra Das**

Partner

Membership No.: 062191

UDIN: 25062191BMMMJM7487



**Place:** Gurugram

**Date:** 17 May 2025

For **S. Tekriwal & Associates**

Chartered Accountants

Firm Registration No.: 009612N



**Shishir Tekriwal**

Partner

Membership No.: 088262

UDIN: 25088262BMLDUH1116



**Place:** New Delhi

**Date:** 17 May 2025



**Annexure A referred to in Paragraph 12 of the Independent Auditor's Report of even date to the members of ACME PV Powertech Private Limited on the financial statements for the year ended 31 March 2025**

In terms of the information and explanations sought by us and given by the Company and the books of account and records examined by us in the normal course of audit, and to the best of our knowledge and belief, we report that:

- (i) (a) (A) The Company has maintained proper records showing full particulars, including quantitative details and situation of property, plant and equipment.
- (B) The Company does not have any intangible assets and accordingly, reporting under clause 3(i)(a)(B) of the Companies (Auditor's Report) Order, 2020 (hereinafter referred to as 'the Order') is not applicable to the Company.
- (b) The Company has a regular program of physical verification of its property, plant and equipment under which the assets are physically verified in a phased manner over a period of three years, which, in our opinion, is reasonable having regard to the size of the Company and the nature of its assets. In accordance with this program, certain property, plant and equipment were verified during the year and no material discrepancies were noticed on such verification.
- (c) The title deeds of all the immovable properties held by the Company (other than properties where the Company is the lessee and the lease agreements are duly executed in favour of the lessee) disclosed in note 3 to the financial statements are held in the name of the Company. For title deeds of immovable properties in the nature of land with gross carrying values of Rs. 281.70 million as at 31 March 2025, which have been mortgaged as security for loans or borrowings taken by the Company, confirmations with respect to title of the Company have been directly obtained by us from the respective lenders.
- (d) The Company has adopted cost model for its Property, Plant and Equipment. Further, the Company does not hold any right of use assets and intangible assets. Accordingly, reporting under clause 3(i)(d) of the Order is not applicable to the Company.
- (e) No proceedings have been initiated or are pending against the Company for holding any benami property under the Prohibition of Benami Property Transactions Act, 1988 (as amended) and rules made thereunder.
- (ii) (a) The Company does not hold any inventory. Accordingly, reporting under clause 3(ii) (a) of the Order is not applicable to the Company.
- (b) The Company has not been sanctioned working capital limits by banks or financial institutions on the basis of security of current assets during any point of time of the year. Accordingly, reporting under clause 3(ii)(b) of the Order is not applicable to the Company.
- (iii) The Company has not made investment in and provided any guarantee or security to companies, firms, limited liability partnerships during the year. Further, the Company has granted unsecured loans to companies during the year, in respect to which:
- (a) The Company has provided loans to Others during the year as per details given below:

Particulars	Loans
Aggregate amount provided/granted during the year (Rs in million.):	
- Others	164.20
Balance outstanding as at balance sheet date (Rs. In million):	
- Others	164.20

- (b) In our opinion, and according to the information and explanations given to us, terms and conditions of the grant of all loans are prima facie, not prejudicial to the interest of the Company.





**Annexure A referred to in Paragraph 12 of the Independent Auditor's Report of even date to the members of ACME PV Powertech Private Limited on the financial statements for the year ended 31 March 2025 (continued)**

- (c) In respect of loans granted by the Company, the schedule of repayment of principal and payment of interest has been stipulated and principal amount is not due for repayment currently, however, the receipt of the interest is regular.
- (d) There is no overdue amount in respect of loans granted to such companies.
- (e) The Company has not granted any loan or advance in the nature of loan which has fallen due during the year. Further, no fresh loans were granted to any party to settle the overdue loans/advances in nature of loan that existed as at the beginning of the year.
- (f) The Company has not granted any loan or advance in the nature of loan, which is repayable on demand or without specifying any terms or period of repayment.
- (iv) The Company has not entered into any transaction covered under section 185 of the Act. As the Company is engaged in providing infrastructural facilities as specified in Schedule VI of the Act, provisions of section 186 except sub-section (1) of the Act are not applicable to the Company. In our opinion, and according to the information and explanations given to us, the Company has complied with the provisions of sub-section (1) of section 186 in respect of investments, as applicable.
- (v) In our opinion, and according to the information and explanations given to us, the Company has not accepted any deposits or there is no amount which has been deemed to be deposit within the meaning of sections 73 to 76 of the Act and the Companies (Acceptance of Deposits) Rules, 2014 (as amended). Accordingly, reporting under clause 3(v) of the Order is not applicable to the Company.
- (vi) The Central Government has specified maintenance of cost records under sub-section (1) of section 148 of the Act in respect of the products/ business activity of the Company. We have broadly reviewed the books of account maintained by the Company pursuant to the Rules made by the Central Government for the maintenance of cost records and are of the opinion that, prima facie, the prescribed accounts and records have been made and maintained. However, we have not made a detailed examination of the cost records with a view to determine whether they are accurate or complete.
- (vii) (a) In our opinion, and according to the information and explanations given to us, undisputed statutory dues including goods and services tax, provident fund, employees' state insurance, income-tax, sales-tax, service tax, duty of customs, duty of excise, value added tax, cess and other material statutory dues, as applicable, have generally been regularly deposited with the appropriate authorities by the Company, though there have been slight delay in few cases. Further, no undisputed amounts payable in respect thereof were outstanding at the year-end for a period of more than six months from the date they became payable.
- (b) According to the information and explanations given to us, there are no statutory dues referred to in subclause (a) above that have not been deposited with the appropriate authorities on account of any dispute except for the following

Nature of the statute	Nature of dues	Amount (in millions)	Amount paid under protest (in million)	Period to which the amount relates (AY)	Forum where dispute is pending
Income-tax Act, 1961	Demand for addition in interest income and disallowance of depreciation	0.42	0.09	2018-19	Commissioner of Income-tax (Appeals)





**Annexure A referred to in Paragraph 12 of the Independent Auditor's Report of even date to the members of ACME PV Powertech Private Limited on the financial statements for the year ended 31 March 2025 (continued)**

- (viii) According to the information and explanations given to us, no transactions were surrendered or disclosed as income during the year in the tax assessments under the Income Tax Act, 1961 (43 of 1961) which have not been recorded in the books of accounts.
- (ix) (a) According to the information and explanations given to us, the Company has not defaulted in repayment of its loans or borrowings or in the payment of interest thereon to any lender.
- (b) According to the information and explanations given to us including representation received from the management of the Company, and on the basis of our audit procedures, we report that the Company has not been declared a willful defaulter by any bank or financial institution or government or any government authority.
- (c) In our opinion and according to the information and explanations given to us, the Company has not raised any money by way of term loans during the year and there has been no utilisation during the current year of the term loans obtained by the Company during any previous years. Accordingly, reporting under clause 3(ix)(c) of the Order is not applicable to the Company.
- (d) In our opinion and according to the information and explanations given to us, the Company has not raised any funds on short term basis during the year. Accordingly, reporting under clause 3(ix)(d) of the Order is not applicable to the Company.
- (e) According to the information and explanations given to us, the Company does not have any subsidiaries, associates or joint ventures. Accordingly, reporting under clause 3(ix)(e) and clause 3(ix)(f) of the Order is not applicable to the Company.
- (x) (a) The Company has not raised any money by way of initial public offer or further public offer (including debt instruments), during the year. Accordingly, reporting under clause 3(x)(a) of the Order is not applicable to the Company.
- (b) According to the information and explanations given to us and on the basis of our examination of the records of the Company, the Company has not made any preferential allotment or private placement of shares or (fully, partially or optionally) convertible debentures during the year. Accordingly, reporting under clause 3(x)(b) of the Order is not applicable to the Company.
- (xi) (a) To the best of our knowledge and according to the information and explanations given to us, no fraud by the Company or no fraud on the Company has been noticed or reported during the period covered by our audit.
- (b) According to the information and explanations given to us including the representation made to us by the management of the Company, no report under sub-section 12 of section 143 of the Act has been filed by the auditors in Form ADT-4 as prescribed under Rule 13 of Companies (Audit and Auditors) Rules, 2014, with the Central Government for the period covered by our audit.
- (c) According to the information and explanations given to us including the representation made to us by the management of the Company, there are no whistle-blower complaints received by the Company during the year.
- (xii) The Company is not a Nidhi Company and the Nidhi Rules, 2014 are not applicable to it. Accordingly, reporting under clause 3(xii) of the Order is not applicable to the Company.
- (xiii) In our opinion and according to the information and explanations given to us, all transactions entered into by the Company with the related parties are in compliance with sections 188 of the Act. Further, the details of such related party transactions have been disclosed in the financial statements, as required under Indian Accounting Standard (Ind AS) 24, Related Party Disclosures specified in Companies (Indian Accounting Standards) Rules 2015 as prescribed





**Annexure A referred to in Paragraph 12 of the Independent Auditor's Report of even date to the members of ACME PV Powertech Private Limited on the financial statements for the year ended 31 March 2025 (continued)**

under section 133 of the Act. Further, according to the information and explanations given to us, the Company is not required to constitute an audit committee under section 177 of the Act.

- (xiv)(a) In our opinion and according to the information and explanations given to us, the Company has an internal audit system which is commensurate with the size and nature of its business as required under the provisions of section 138 of the Act.
- (b) We have considered the reports issued by the Internal Auditors of the Company till date for the period under audit.
- (xv) According to the information and explanation given to us, the Company has not entered into any non-cash transactions with its directors or persons connected with its directors and accordingly, reporting under clause 3(xv) of the Order with respect to compliance with the provisions of section 192 of the Act are not applicable to the Company.
- (xvi) (a) The Company is not required to be registered under section 45-IA of the Reserve Bank of India Act, 1934. Accordingly, reporting under clause 3(xvi)(a), (b) and (c) of the Order are not applicable to the Company.
- (d) Based on the information and explanations given to us and as represented by the management of the Company, the Group (as defined in Core Investment Companies (Reserve Bank) Directions, 2016) does not have any CIC.
- (xvii) The Company has not incurred cash losses in the current as well as immediately preceding financial year.
- (xviii) There has been no resignation of the statutory auditors during the year. Accordingly, reporting under clause 3(xviii) of the Order is not applicable to the Company.
- (xix) According to the information and explanations given to us and on the basis of the financial ratios, ageing and expected dates of realisation of financial assets and payment of financial liabilities, other information accompanying the financial statements, our knowledge of the plans of the Board of Directors and management and based on our examination of the evidence supporting the assumptions, nothing has come to our attention, which causes us to believe that any material uncertainty exists as on the date of the audit report indicating that Company is not capable of meeting its liabilities existing at the date of balance sheet as and when they fall due within a period of one year from the balance sheet date. We, however, state that this is not an assurance as to the future viability of the company. We further state that our reporting is based on the facts up to the date of the audit report and we neither give any guarantee nor any assurance that all liabilities falling due within a period of one year from the balance sheet date, will get discharged by the company as and when they fall due.
- (xx) According to the information and explanations given to us, the Company does not have any unspent amounts towards Corporate Social Responsibility in respect of any ongoing or other than ongoing project as at the end of the financial year. Accordingly, reporting under clause 3(xx) of the Order is not applicable to the Company.





Annexure A referred to in Paragraph 12 of the Independent Auditor's Report of even date to the members of ACME PV Powertech Private Limited on the financial statements for the year ended 31 March 2025 (continued)

- (xxi) The reporting under clause 3(xxi) of the Order is not applicable in respect of audit of standalone financial statements of the Company. Accordingly, no comment has been included in respect of said clause under this report.

For **Walker Chandiok & Co LLP**

Chartered Accountants

Firm's Registration No.: 001076N/N500013

**Anamitra Das**

Partner

Membership No.: 062191

UDIN: 25062191BMMMJM7487



**Place:** Gurugram

**Date:** 17 May 2025

For **S. Tekriwal & Associates**

Chartered Accountants

Firm Registration No.: 009612N

**Shishir Tekriwal**

Partner

Membership No.: 088262

UDIN: 25088262BMLDUH1116



**Place:** New Delhi

**Date:** 17 May 2025



**Annexure B to the Independent Auditor's Report of even date to the members of ACME PV Powertech Private Limited on the financial statements for the year ended 31 March 2025**

**Independent Auditor's Report on the internal financial controls with reference to the financial statements under Clause (i) of Sub-section 3 of Section 143 of the Companies Act, 2013 ('the Act')**

1. In conjunction with our audit of the financial statements of ACME PV Powertech Private Limited ('the Company') as at and for the year ended 31 March 2025, we have audited the internal financial controls with reference to financial statements of the Company as at that date.

**Responsibilities of Management and Those Charged with Governance for Internal Financial Controls**

2. The Company's Board of Directors is responsible for establishing and maintaining internal financial controls based on the internal financial controls with reference to financial statements criteria established by the Company considering the essential component of internal control stated in the Guidance Note on Audit of Internal Financial Controls over Financial Reporting issued by the Institute of Chartered Accountants of India. These responsibilities include the design, implementation and maintenance of adequate internal financial controls that were operating effectively for ensuring the orderly and efficient conduct of the Company's business, including adherence to the Company's policies, the safeguarding of its assets, the prevention and detection of frauds and errors, the accuracy and completeness of the accounting records, and the timely preparation of reliable financial information, as required under the Act.

**Auditor's Responsibility for the Audit of the Internal Financial Controls with Reference to Financial Statements**

3. Our responsibility is to express an opinion on the Company's internal financial controls with reference to financial statements based on our audit. We conducted our audit in accordance with the Standards on Auditing issued by the Institute of Chartered Accountants of India ('ICAI') prescribed under Section 143(10) of the Act, to the extent applicable to an audit of internal financial controls with reference to financial statements, and the Guidance Note on Audit of Internal Financial Controls Over Financial Reporting ('the Guidance Note') issued by the ICAI. Those Standards and the Guidance Note require that we comply with ethical requirements and plan and perform the audit to obtain reasonable assurance about whether adequate internal financial controls with reference to financial statements were established and maintained and if such controls operated effectively in all material respects.
4. Our audit involves performing procedures to obtain audit evidence about the adequacy of the internal financial controls with reference to financial statements and their operating effectiveness. Our audit of internal financial controls with reference to financial statements includes obtaining an understanding of such internal financial controls, assessing the risk that a material weakness exists, and testing and evaluating the design and operating effectiveness of internal control based on the assessed risk. The procedures selected depend on the auditor's judgement, including the assessment of the risks of material misstatement of the financial statements, whether due to fraud or error.
5. We believe that the audit evidence we have obtained is sufficient and appropriate to provide a basis for our audit opinion on the Company's internal financial controls with reference to financial statements.

**Meaning of Internal Financial Controls with Reference to Financial Statements**

6. A company's internal financial controls with reference to financial statements is a process designed to provide reasonable assurance regarding the reliability of financial reporting and the preparation of financial statements for external purposes in accordance with generally accepted accounting principles. A company's internal financial controls with reference to financial statements include those policies and procedures that (1) pertain to the maintenance of records that, in reasonable detail, accurately and fairly reflect the transactions and dispositions of the assets of the company; (2) provide reasonable assurance that transactions are recorded as necessary to permit preparation of financial statements in accordance with generally accepted accounting principles, and that receipts and expenditures of the company are being made only in accordance with authorisations of management and directors of the company; and (3) provide





**Annexure B to the Independent Auditor's Report of even date to the members of ACME PV Powertech Private Limited on the financial statements for the year ended 31 March 2025**

reasonable assurance regarding prevention or timely detection of unauthorised acquisition, use, or disposition of the company's assets that could have a material effect on the financial statements.

**Inherent Limitations of Internal Financial Controls with Reference to Financial Statements**

7. Because of the inherent limitations of internal financial controls with reference to financial statements, including the possibility of collusion or improper management override of controls, material misstatements due to error or fraud may occur and not be detected. Also, projections of any evaluation of the internal financial controls with reference to financial statements to future periods are subject to the risk that the internal financial controls with reference to financial statements may become inadequate because of changes in conditions, or that the degree of compliance with the policies or procedures may deteriorate.


**Opinion**

8. In our opinion, the Company has, in all material respects, adequate internal financial controls with reference to financial statements and such controls were operating effectively as at 31 March 2025, based on the internal financial controls with reference to financial statements criteria established by the Company considering the essential components of internal control stated in the Guidance Note on Audit of Internal Financial Controls over Financial Reporting issued by the Institute of Chartered Accountants of India.

**For Walker Chandio & Co LLP**

Chartered Accountants

Firm's Registration No.: 001076N/N500013

**Anamitra Das**

Partner

Membership No.: 062191

UDIN: 25062191BMMMJM7487

**Place:** Gurugram**Date:** 17 May 2025**For S. Tekriwal & Associates**

Chartered Accountants

Firm Registration No.: 009612N

**Shishir Tekriwal**

Partner

Membership No.: 088262

UDIN: 25088262BMLDUH1116

**Place:** New Delhi**Date:** 17 May 2025



ACME PV Powertech Private Limited  
CIN - U40106HR2015PTC055817  
Balance Sheet as at 31 March 2025

Particulars	Notes	In Rs. million unless otherwise stated	
		As at 31 March, 2025	As at 31 March, 2024
<b>Assets</b>			
<b>Non current assets</b>			
Property, plant and equipment	3	2,290.61	2,373.43
Financial assets			
Loans	4	1,073.51	909.31
Non current tax assets (net)	6	14.22	26.44
Other non current assets	7	0.09	0.09
<b>Total non current assets</b>		<b>3,378.43</b>	<b>3,309.27</b>
<b>Current assets</b>			
Financial assets			
Trade receivables	8	156.05	145.58
Cash and cash equivalents	9	115.25	5.91
Other bank balances	10	343.38	551.52
Other financial assets	11	236.93	155.09
Other current assets	12	2.54	1.58
<b>Total current assets</b>		<b>854.15</b>	<b>859.68</b>
<b>Total assets</b>		<b>4,232.58</b>	<b>4,168.95</b>
<b>Equity and liabilities</b>			
<b>Equity</b>			
Equity share capital	13	20.42	20.42
Instrument entirely in the nature of equity	14	468.66	468.66
Other equity	15	522.48	379.39
<b>Total equity</b>		<b>1,011.56</b>	<b>868.47</b>
<b>Non current liabilities</b>			
Financial liabilities			
Long term borrowings	16	2,745.23	2,829.76
Provisions	17	0.20	0.14
Deferred tax liabilities (net)	5	257.44	208.87
<b>Total non current liabilities</b>		<b>3,002.87</b>	<b>3,038.77</b>
<b>Current liabilities</b>			
Financial liabilities			
Short term borrowings	18	154.49	202.40
Trade payables	19		
Total outstanding dues of micro enterprises and small enterprises		0.59	0.66
Total outstanding dues of creditors other than micro enterprises and small enterprises		1.81	-
Other financial liabilities	20	51.89	50.91
Provisions	21	0.01	0.01
Other current liabilities	22	9.36	7.73
<b>Total current liabilities</b>		<b>218.15</b>	<b>261.71</b>
<b>Total equity and liabilities</b>		<b>4,232.58</b>	<b>4,168.95</b>

Summary of material accounting policies and other explanatory information are integral part of financial statements. 1-33

As per our report of even date attached

For Walker Chandiook & Co LLP  
Chartered Accountants  
Firm's Registration No.: 001076N/N500013

  
Anamitra Das  
Partner  
Membership No. 062191


Place: Gurugram  
Date: 17 May 2025

For S. Tekriwal & Associates  
Chartered Accountants  
Firm Registration No.: 009612N

  
Shishir Tekriwal  
Partner  
Membership No. 088262

Place: New Delhi  
Date: 17 May 2025

For and on behalf of the Board of Directors

  
Rajesh Sodhi  
Director  
DIN No. 06990425

Place: Gurugram  
Date: 17 May 2025

  
Veer Pratap  
Director  
DIN No. 06887340

Place: Gurugram  
Date: 17 May 2025





ACME PV Powertech Private Limited  
CIN - U40106HR2015PTC055817  
Statement of profit and loss for the year ended 31 March 2025

Particulars	Notes	In Rs. million unless otherwise stated	
		For the year ended 31 March, 2025	For the year ended 31 March, 2024
<b>Revenue</b>			
Revenue from operations	23	532.52	549.26
Other income	24	128.67	186.32
<b>Total revenue</b>		<b>661.19</b>	<b>735.58</b>
<b>Expenses</b>			
Employee benefits expense	25	1.46	1.35
Finance costs	26	358.84	376.34
Depreciation expense	27	82.82	82.82
Other expenses	28	26.40	24.99
<b>Total expense</b>		<b>469.52</b>	<b>485.50</b>
<b>Profit before tax</b>		<b>191.67</b>	<b>250.08</b>
<b>Tax expense</b>	5		
Deferred tax expense		48.56	62.98
<b>Total tax expense</b>		<b>48.56</b>	<b>62.98</b>
<b>Profit for the year</b>		<b>143.11</b>	<b>187.10</b>
<b>Other comprehensive loss</b>			
Items that will not be reclassified to profit and loss			
Remeasurements of defined benefit plans		(0.02)	(0.01)
Income tax relating to items that will not be reclassified to profit or loss		-	-
<b>Other comprehensive loss</b>		<b>(0.02)</b>	<b>(0.01)</b>
<b>Total comprehensive income</b>		<b>143.09</b>	<b>187.09</b>
<b>Earnings per share</b>	33		
Basic earning per share (in Rs.)		35.82	46.84
Diluted earning per share (in Rs.)		35.82	46.84

Summary of material accounting policies and other explanatory information are integral part of financial statements.

As per our report of even date attached

For Walker Chandio & Co LLP  
Chartered Accountants  
Firm's Registration No.: 001076N/N500013

Anamitra Das  
Partner  
Membership No. 062191

Place: Gurugram  
Date: 17 May 2025

For S. Tekriwal & Associates  
Chartered Accountants  
Firm Registration No.: 009612N

Shishir Tekriwal  
Partner  
Membership No. 088262

Place: New Delhi  
Date: 17 May 2025

For and on behalf of the Board of Directors

Rajesh Sodhi  
Director  
DIN No. 06990425

Place: Gurugram  
Date: 17 May 2025

Veer Pratap  
Director  
DIN No. 06887340

Place: Gurugram  
Date: 17 May 2025





Particulars	In Rs. million unless otherwise stated	
	For the year ended 31 March, 2025	For the year ended 31 March, 2024
<b>A CASH FLOWS FROM OPERATING ACTIVITIES</b>		
Profit before tax	191.67	250.08
Adjustments for:		
Depreciation and amortisation expense	82.82	82.82
Finance costs	358.84	376.34
Interest income	(128.67)	(119.11)
Operating profit before working capital changes	504.66	590.13
Movement in working capital		
Change in trade receivables	(10.47)	273.52
Change in other current and non-current financial assets	(1.79)	3.81
Change in other current and non-current assets	(0.96)	(0.05)
Change in trade payables	1.74	(1.08)
Change in other current and non-current financial liabilities	3.68	2.81
Change in current and non-current provisions	0.04	0.04
Change in other current and non-current liabilities	1.63	0.25
Cash flows generated from operating activities post working capital changes	498.53	869.43
Income tax refund/ (paid) (net)	13.45	(12.64)
Net cash flows generated from operating activities (A)	511.98	856.79
<b>B CASH FLOWS FROM INVESTING ACTIVITIES</b>		
Interest received	40.63	149.32
Proceeds from maturity of/ (investment in) fixed deposits	214.91	(379.49)
Loans to related parties (net)	(164.20)	(111.14)
Net cash flows generated from/ (used in) investing activities (B)	91.34	(341.31)
<b>C CASH FLOWS FROM FINANCING ACTIVITIES*</b>		
Repayment of non convertible debentures	(211.53)	(213.21)
Repayment of short term borrowings	-	(10.00)
Finance costs paid	(282.45)	(292.21)
Net cash flows used in financing activities (C)	(493.98)	(515.42)
Increase in cash and cash equivalents (A+B+C)	109.34	0.06
Cash and cash equivalents at the beginning of the year	5.91	5.85
Cash and cash equivalents at the end of the year	115.25	5.91

\*Refer note 35 for reconciliation of liabilities from financing activities

Summary of material accounting policies and other explanatory information are integral part of financial statements.  
As per our report of even date attached

1-33


For Walker Chandiok & Co LLP  
Chartered Accountants  
Firm's Registration No.: 001076N/N500013

  
Anamitra Das  
Partner  
Membership No. 062191

Place: Gurugram  
Date: 17 May 2025



For S. Tekriwal & Associates  
Chartered Accountants  
Firm Registration No.: 009612N

  
Shishir Tekriwal  
Partner  
Membership No. 088262

Place: New Delhi  
Date: 17 May 2025




For and on behalf of the Board of Directors

  
Rajesh Sodhi  
Director  
DIN No. 06990425

Place: Gurugram  
Date: 17 May 2025



  
Veer Pratap  
Director  
DIN No. 06887340

Place: Gurugram  
Date: 17 May 2025



A Equity share capital

In Rs. million unless otherwise stated

Particulars	Balance as at 1 April 2023	Issue of equity share capital during the year	Balance as at 31 March 2024	Issue of equity share capital during the year	Balance as at 31 March 2025
Equity share capital	20.42	-	20.42	-	20.42

B Instrument entirely in the nature of equity

Particulars	Balance as at 1 April 2023	Issued during the year	Balance as at 31 March 2024	Issued during the year	Balance as at 31 March 2025
Compulsorily convertible debentures	468.66	-	468.66	-	468.66

C Other equity

Particulars	Reserve and surplus			Total
	Securities premium	Debenture redemption reserve	Retained earnings	
Balance as at 01 April 2023	467.37	-	(275.07)	192.30
Profit for the year	-	-	187.10	187.10
Other comprehensive income (net of tax)*	-	-	0.01	0.01
Balance as at 31 March 2024	467.37	-	(87.98)	379.39
Profit for the year	-	-	143.11	143.11
Other comprehensive income (net of tax)	-	-	(0.02)	(0.02)
Transferred from retained earnings to debenture redemption reserve	-	54.98	(54.98)	-
Balance as at 31 March 2025	467.37	54.98	0.13	522.48

Summary of material accounting policies and other explanatory information are integral part of financial statements.

1-33

As per our report of even date attached

For Walker Chandio & Co LLP  
Chartered Accountants  
Firm's Registration No.: 001076N/N500013

For S. Tekriwal & Associates  
Chartered Accountants  
Firm Registration No.: 009612N

For and on behalf of the Board of Directors

Anamitra Das  
Partner  
Membership No. 062191

Shishir Tekriwal  
Partner  
Membership No. 088262

Rajesh Sodhi  
Director  
DIN No. 06990425

Veer Pratap  
Director  
DIN No. 06887340

Place: Gurugram  
Date: 17 May 2025

Place: New Delhi  
Date: 17 May 2025

Place: Gurugram  
Date: 17 May 2025

Place: Gurugram  
Date: 17 May 2025





**1. i) Corporate information**

ACME PV Powertech Private Limited ("the Company") was incorporated as of 19 June 2015 under Companies Act, 2013. The entity is engaged in the business of establishing, commissioning, setting up, operating and maintaining power generation using solar, fossil and alternate source of energy and act as owners, manufacturing, engineers, procurers, buyers, sellers, distributors, dealers and contractors for setting up of power plant using glass bases mirrors, photo voltaic, boilers, turbines and/or other equipments for generating, distribution and supplying of electricity and other products using solar, fossil and alternate source of energy under conditions of direct ownership or through its affiliates, associates or subsidiaries.

The Company owns and operates with installed capacity of 50 MW solar power project in the state of Telangana. The project is intended to sell the power generated, under long term Power Purchase Agreement with Southern Power Distribution Company of Telangana Limited.

During the financial year 2021-22, the Company and 11 fellow subsidiaries [ACME Solar Energy (Madhya Pradesh) Private Limited, ACME Solar Technologies (Gujarat) Private Limited, ACME Odisha Solar Power Private Limited, ACME Nalanda Solar Power Private Limited, Nirosha Power Private Limited, ACME Magadh Solar Power Private Limited, ACME Yamunanagar Solar Power Private Limited, ACME Rewa Solar Energy Private Limited, ACME Jodhpur Solar power Private Limited, ACME Mahbubnagar Solar Energy Private Limited and ACME Raipur Solar Power Private Limited], collectively referred to as "Restricted Group" had issued INR denominated Non- Convertible Debentures ("INR NCDs") to a Foreign Portfolio Investor, under Voluntary Retention Route as prescribed by the Reserve Bank of India. Such Foreign Portfolio Investor, in turn had issued USD denominated bonds ("FPI Bonds"), that are listed on Singapore Exchange Securities Trading Limited (SGX-ST).

The financial statement have been authorised for issue by the Board of Directors on 17 May 2025.

**2. Material accounting policies****2.01 Basis of preparation**

The financial statements have been prepared in accordance with Indian Accounting Standards (Ind AS) notified under Section 133 read with Companies (Indian Accounting Standards) Rules, 2015 (as amended from time to time), Companies (Indian Accounting Standards) (Amendment) Rules, 2016 and the relevant provisions of the Act. Effective 1 April 2016, the Company has adopted all the Ind AS and the adoption was carried out in accordance with Ind AS 101 First time adoption of Indian Accounting Standards, with 1 April 2015 as the transition date. The transition was carried out from Indian Accounting Principles generally accepted in India as prescribed under section 133 of the Act, read with Rule 7 of the Companies (Accounts) Rules, 2014 (IGAAP), which was the previous GAAP. Accounting policies have been consistently applied except where a newly issued accounting standard is initially adopted or a revision to an existing accounting standard requires a change in the accounting policy hitherto in use.

The financial statements are presented in INR and all values are rounded to the nearest million except where otherwise indicated.

**Historical cost convention**

The financial statements have been prepared on a historical cost convention on a going concern basis except for certain financial assets and financial liabilities which are measured at fair value.

**2.02 Use of estimates**

The preparation of financial statement in conformity with Ind AS requires the management to make judgments, estimates and assumptions that affect the reported amounts of revenues, expenses, assets and liabilities and the disclosure of contingent liabilities, at the end of the reporting year. Although these estimates are based on the management's best knowledge of current events and actions, uncertainty about these assumptions and estimates could result in the outcomes requiring a material adjustment to the carrying amounts of assets or liabilities in future years.

Foreign exchange gains and losses resulting from the settlement of such transactions and from the re-measurement of monetary items denominated in foreign currency at year-end exchange rates are recognised in profit or loss.

Non-monetary items are not retranslated at year-end and are measured at historical cost (translated using the exchange rates at the transaction date), except for non-monetary items measured at fair value which are translated using the exchange rates at the date when fair value was determined.

**2.03 Revenue**

Revenue from contracts with customers is recognised when control of the goods or services are transferred to the customer at an amount that reflects the consideration to which the Company expects to be entitled in exchange for those goods or services.

**Sale of power**

Revenue from supply of power is recognised net of any cash rebates, when the power is supplied and units of electricity are delivered as it best depicts the value to the customer and complete satisfaction of performance obligation.

Revenue from sale of power is recognized when persuasive evidence of an arrangement exists, the tariff is fixed or determinable, solar energy kilowatts are supplied and collectability is reasonably assured. Revenue is based on the solar energy kilowatts actually supplied to customers multiplied by the rate per kilo-watt hour agreed to in the respective power purchase agreement (PPAs). The solar energy kilowatts supplied by the Company are validated by the customer prior to billing and recognition of revenue.

**Interest income**

Interest income is recorded using the effective interest rate (EIR). EIR is the rate that exactly discounts the estimated future cash payments or receipts over the expected life of the financial instrument or a shorter year, where appropriate, to the gross carrying amount of the financial asset or to the amortized cost of the financial liability. When calculating the effective interest rate, the Company estimates the expected cash flows by considering all the contractual terms of the financial instrument but does not consider the expected credit losses. Interest income is included in other income in the Statement of Profit and Loss.





**2.04 Borrowing costs**

Borrowing costs directly attributable to the acquisitions, construction or production of a qualifying asset are capitalised during the year of time that is necessary to complete and prepare the asset for its intended use or sale. Other borrowing costs are expensed in the year in which they are incurred and reported in finance costs.

**2.05 Property, plant and equipment**

Property, plant and equipments are carried at cost less accumulated depreciation. The cost of items of the property, plant and equipment comprises its purchase price net of any trade discount and rebate, any import duties and other taxes (other than those subsequently recoverable from tax authorities), any directly attributable expenditure on making the asset ready for its intended use, other incidental expenses and interest on borrowings attributable to acquisition of qualifying property, plant and equipments upto the date the asset is ready for its intended use.

Whenever significant parts of the property, plant and equipment are required to be replaced at intervals, the Company depreciates them separately based on their specific useful lives. All other repair and maintenance costs are recognised in statement of profit and loss as incurred.

Depreciation is recognised based on the cost of assets (other than freehold land) using the straight-line method. The useful life of property, plant and equipment is considered based on life prescribed in schedule II to the Companies Act, 2013 except in case of power plant assets, where the depreciation is charged on the basis of the relevant tariff regulations based on technical assessment, taking into account the nature of assets, the estimated usage of the assets, the operating condition of the assets, anticipated technical changes, manufacturer warranties and maintenance support. The estimated useful lives and depreciation method are reviewed at the end of each reporting year, with the effect of any changes in estimate accounted for on a prospective basis.

**2.06 Impairment of non-financial assets**

For impairment assessment purposes, assets are grouped at the lowest levels for which there are largely independent cash inflows (cash-generating units). As a result, some assets are tested individually for impairment and some are tested at cash-generating unit level. All individual assets or cash-generating units are tested for impairment whenever events or changes in circumstances indicate that the carrying amount may not be recoverable.

An impairment loss is recognised for the amount by which the asset's (or cash-generating unit's) carrying amount exceeds its recoverable amount, which is the higher of fair value less costs of disposal and value-in-use. To determine the value-in-use, management estimates expected future cash flows from each cash-generating unit and determines a suitable discount rate in order to calculate the present value of those cash flows. The date used for impairment testing procedures are directly linked to the Company's latest approved budget, adjusted as necessary to exclude the effects of future reorganisations and asset enhancements. Discount factors are determined individually for each cash-generating unit and reflect current market assessments of the time value of money and asset-specific risk factors.

Impairment losses are charged in the Statement of Profit and Loss. Further, impairment loss is reversed if the asset's or cash-generating unit's recoverable amount exceeds its carrying amount. The reversal is limited so that the carrying of the asset does not exceed its recoverable amount, nor exceed the carrying amount that would have been determined, net of depreciation, had no impairment loss been recognised for the asset in prior years. Such reversal is recognised in the Statement of Profit and Loss unless the asset is carried at a revalued amount, in which case, the reversal is treated as an increase in revaluation.

**2.07 Financial instruments****Recognition, initial measurement and derecognition**

Financial assets and financial liabilities are recognised when the Company becomes a party to the contractual provisions of the financial instrument, and, except for trade receivables which do not contain a significant financing component, these are measured initially at:

- a) fair value, in case of financial instruments subsequently carried at fair value through profit or loss (FVTPL);
- b) fair value adjusted for transaction costs, in case of all other financial instruments.

Financial assets are derecognised when the contractual rights to the cash flows from the financial asset expire, or when the financial asset and substantially all the risks and rewards are transferred. A financial liability is derecognised when the underlying obligation specified in the contract is discharged, cancelled or expires.

**Classification and subsequent measurement of financial assets**

Different criteria to determine impairment are applied for each category of financial assets, which are described below.

For purposes of subsequent measurement, financial assets are classified in three categories:

- Financial assets at amortised cost
- Financial assets at fair value through other comprehensive income (FVOCI)
- Financial assets, derivatives and equity instruments at FVTPL

**(1) Financial assets at amortised cost****Classification and subsequent measurement of financial liabilities**


The Company's financial liabilities include borrowings, trade and other payables and derivative financial instruments.

Financial liabilities are measured subsequently at amortised cost using the effective interest method except for derivatives and financial liabilities designated at FVTPL, which are carried subsequently at fair value with gains or losses recognised in profit or loss.

A 'Financial asset' is measured at the amortised cost if both the following conditions are met:

- (a) The asset is held within a business model whose objective is to hold assets for collecting contractual cash flows, and
- (b) Contractual terms of the asset give rise on specified dates to cash flows that are solely payments of principal and interest (SPPI) on the principal amount outstanding.

After initial measurement, such financial assets are subsequently measured at amortised cost using the effective interest rate (EIR) method. Amortised cost is calculated by taking into account any discount or premium on acquisition and fees or costs that are an integral part of the EIR. The EIR amortisation is included in finance income in the profit or loss. The losses arising from impairment are recognised in the profit or loss. Amortised cost is calculated by taking into account any discount or premium on acquisition and fees or costs that are an integral part of the EIR.





#### Impairment of financial assets

In accordance with Ind-AS 109, the Company applies expected credit loss (ECL) model for measurement and recognition of impairment loss for financial assets carried at amortised cost.

ECL is the difference between all contractual cash flows that are due to the Company in accordance with the contract and all the cash flows that the Company expects to receive. When estimating the cash flows, the Company is required to consider :

– All contractual terms of the financial assets (including prepayment and extension) over the expected life of the assets.

Cash flows from the sale of collateral held or other credit enhancements that are integral to the contractual terms.

#### Trade receivables

The Company applies simplified approach permitted by Ind AS 109 Financial Instruments, which requires expected lifetime losses to be recognised from initial recognition of receivables.

#### Other financial assets

For recognition of impairment loss on other financial assets and risk exposure, the Company determines whether there has been a significant increase in the credit risk since initial recognition and if credit risk has increased significantly, life time impairment loss is provided otherwise provides for 12 month expected credit losses.

#### Classification and subsequent measurement of financial liabilities

Financial liabilities are measured subsequently at amortised cost using the effective interest method except for derivatives and financial liabilities designated at FVTPL, which are carried subsequently at fair value with gains or losses recognised in profit or loss.

#### Offsetting of financial assets and financial liabilities

Financial assets and financial liabilities are offset and the net amount is reported in the balance sheet if there is a currently enforceable legal right to offset the recognised amounts and there is an intention to settle on a net basis, to realise the assets and settle the liabilities simultaneously.

#### Derivative financial instruments

##### Initial recognition and subsequent measurement

The Company uses derivative financial instruments, such as forward currency contracts, cross currency rate swaps to hedge its foreign currency risks. Such derivative financial instruments are initially recognised at fair value on the date on which a derivative contract is entered into and are subsequently re-measured at fair value. Derivatives are carried as financial assets when the fair value is positive and as financial liabilities when the fair value is negative.

#### Compound financial instruments

Compound financial instruments are separated into liability and equity components based on the terms of contract. On the issuance of compound financial instruments, the fair value of liability component is determined using a market rate for an equivalent instrument. This amount is classified as a financial liability measured at amortised cost (net of transaction costs) until it is extinguished on conversion or redemption. The equity component is classified under other equity.

#### (2) Financial assets at fair value through other comprehensive income (FVOCI)

Financial assets at fair value through other comprehensive income (FVOCI). Financial assets that meet the following conditions are measured initially as well as at the end of each reporting date at fair value, recognised in other comprehensive income (OCI).

- The objective of the business model is achieved both by collecting contractual cash flows and selling the financial assets, and
- The contractual terms of the asset give rise on specified dates to cash flows that represent solely payment of principal and interest.

#### (3) Financial assets, derivatives and equity instruments at FVTPL

Financial assets at fair value through profit or loss (FVTPL). Financial assets that do not meet the amortised cost criteria or FVTOCI criteria are measured at FVTPL. Financial assets at FVTPL are measured at fair value at the end of each reporting year, with any gains or losses arising on remeasurement recognised in profit or loss. The net gain or loss recognised in profit or loss incorporates any dividend or interest earned on the financial asset.

## 2.08 Income taxes

Tax expense comprises current and deferred tax. Tax expense is recognised in profit or loss except to the extent that it relates to items recognised directly in equity or other comprehensive income, in which case it is recognised in equity or in other comprehensive income.

#### Current tax

Current tax comprises the expected tax payable on the taxable income for the year. The amount of current tax payable is the best estimate of the tax amount expected to be paid that reflects uncertainty related to income taxes, if any. It is measured using tax rates enacted or substantively enacted at the reporting date. Current tax assets and liabilities are offset only if certain criteria is met. Current Income tax related to items recognised in other comprehensive income or directly in equity is recognised in other comprehensive income or in equity as the case may be.


#### Deferred tax

Deferred tax is recognised in respect of temporary differences between the carrying amounts of assets and liabilities for financial reporting purposes and tax base i.e. amounts used for taxation purposes.

A deferred tax asset is recognised for unused tax losses, unabsorbed depreciation, deductible temporary differences, to the extent that it is probable that future taxable profits will be available against which they can be utilized. Deferred tax assets are reviewed at each reporting date and are reduced to the extent that it is no longer probable that the related tax benefit will be realised. A deferred tax liability is recognised in respect of taxable temporary differences.

Deferred tax is measured at the tax rates that are expected to be applied to temporary differences when they reverse, based on the laws that have been enacted or substantively enacted by the reporting date. Deferred tax assets and liabilities are offset if there is a legally enforceable right to offset current tax liabilities and assets and they relate to income taxes levied by the same tax authority on the same taxable entity or on different tax entities, but they intend to settle current tax liabilities and assets on a net basis or their tax assets and liabilities will be realized simultaneously.

Deferred tax relating to items recognised outside the statement of profit and loss is recognised outside the statement of profit and loss either in comprehensive income or in equity. Deferred tax items are recognised in correlation to the underlying transaction either in OCI or directly in equity.





**2.09 Cash and cash equivalents**

Cash and cash equivalents comprise cash on hand and demand deposits, together with other short-term, highly liquid investments maturing within 3 months from the date of acquisition. Cash and cash equivalent are readily convertible into known amounts of cash and are subject to an insignificant risk of changes in value.

**2.10 Provisions, contingent assets and contingent liabilities**

Provisions are recognized only when there is a present obligation, as a result of past events, and measured at the estimated expenditure required to settle the present obligation, based on the most reliable evidence available at the reporting date, including the risks and uncertainties associated with the present obligations as a whole. Provisions are discounted to their present values, where the time value of money is material. When discounting is used, the increase in the provision due to the passage of time is recognized as a finance cost. The expense relating to any provision is presented in the Statement of Profit and Loss net of any reimbursement.

Any reimbursement that the Company is virtually certain to collect from a third party with respect to the obligation is recognised as a separate asset. However, this asset may not exceed the amount of the related provision.

No liability is recognised if an outflow of economic resources as a result of present obligations is not probable. Such situations are disclosed as contingent liabilities unless the outflow of resource is remote.

Contingent liabilities are disclosed by way of note unless the possibility of outflow is remote. Contingent assets are neither recognized nor disclosed. However, when realization of income is virtually certain, related asset is recognized

**2.11 Significant management judgement in applying accounting policies and estimation uncertainty**

When preparing the financial statement, management makes a number of judgements, estimates and assumptions about the recognition and measurement of assets, liabilities, income and expenses.

**Provision for income tax and deferred tax assets**

The Company uses estimates and judgements based on the relevant rulings in the areas of allocation of revenue, costs, allowances and disallowances which is exercised while determining the provision for income tax. A deferred tax asset is recognised to the extent that it is probable that future taxable profit will be available against which the deductible temporary differences and tax losses can be utilised. Accordingly, the Company exercises its judgement to reassess the carrying amount of deferred tax assets at the end of each reporting year.

**Impairment of non-financial assets**

In assessing impairment, management estimates the recoverable amount of each asset or cash-generating units based on expected future cash flows and uses an interest rate to discount them. Estimation uncertainty relates to assumptions about future operating results and the determination of a suitable discount rate.

**Useful lives of depreciable assets**

The Company reviews the useful life of property, plant and equipment at the end of each reporting year. This reassessment may result in change in depreciation expense in future years.

**Fair value measurement**

When the fair value of financial assets and financial liabilities recorded in the balance sheet cannot be measured based on quoted prices in active markets, their fair value is measured using valuation techniques including the Discounted Cash Flow model. The inputs to these models are taken from observable markets where possible, but where this is not feasible, a degree of judgement is required in establishing fair values. Judgements include considerations of inputs such as liquidity risk, credit risk and volatility. Changes in assumptions about these factors could affect the reported fair value of financial instruments.

**2.12 Employment benefits****Short-term employee benefits**

Liabilities for salaries and wages, including nonmonetary benefits that are expected to be settled wholly within 12 months after the end of the year in which the employees render the related service are classified as short-term employee benefits. These benefits include salaries and wages, short-term bonus, pension, incentives etc. These are measured at the amounts expected to be paid when the liabilities are settled. The liabilities are presented as current employee benefit obligations in the balance sheet.

**Post-employment benefits plans**

The Company provides post-employment benefits through various defined contribution and defined benefit plans.

**Defined contribution plans**

The Company pays fixed contribution into independent entities in relation to several state plans and insurances for individual employees. The Company has no legal or constructive obligations to pay contributions in addition to its fixed contributions, which are recognised as an expense in the year that related employee services are received.

**Defined benefit plans**

Under the Company's defined benefit plans, the amount of pension benefit that an employee will receive on retirement is defined by reference to the employee's length of service and final salary. The legal obligation for any benefits remains with the Company, even if plan assets for funding the defined benefit plan have been set aside. Plan assets may include assets specifically designated to a long-term benefit fund as well as qualifying insurance policies.

The liability recognised in the balance sheet for defined benefit plans is the present value of the defined benefit obligation (DBO) at the reporting date less the fair value of plan assets.

Management estimates the DBO annually with the assistance of independent actuaries. Actuarial gains/losses resulting from re-measurements of the liability/asset are included in other comprehensive income.

Service cost of the Company's defined benefit plan is included in employee benefits expense. Employee contributions, all of which are independent of the number of years of service, are treated as a reduction of service cost. Net interest expense on the net defined benefit liability is included in the statement of profit and loss. Gains and losses resulting from re-measurements of the net defined benefit liability are included in other comprehensive income.





### 2.13 Earnings per share

Basic earnings per share are calculated by dividing the net profit or loss for the year attributable to equity shareholders (after deducting attributable taxes) by the weighted average number of equity shares outstanding during the year. Partly paid equity shares are treated as a fraction of an equity share to the extent that they are entitled to participate in dividends relative to a fully paid equity share during the reporting year. The weighted average number of equity shares outstanding during the year is adjusted for events such as bonus issue, bonus element in a rights issue, share split and reverse share split (consolidation of shares) that have changed the number of equity shares outstanding, without a corresponding change in resources.

For the purpose of calculating diluted earnings per share, the net profit or loss for the year attributable to equity shareholders and the weighted average number of shares outstanding during the year are adjusted for the effects of all dilutive potential equity shares.

### 2.14 Recent accounting pronouncements

Ministry of Corporate Affairs ("MCA") notifies new standards or amendments to the existing standards under Companies (Indian Accounting Standards) Rules as issued from time to time. MCA has notified below new standards / amendments which were effective from 1 April, 2024.

#### Amendments to Ind AS 116 -Lease liability in a sale and leaseback

The amendments require an entity to recognise lease liability including variable lease payments which are not linked to index or a rate in a way it does not result into gain on Right of use asset it retains.

#### Introduction of Ind AS 117

MCA notified Ind AS 117, a comprehensive standard that prescribe, recognition, measurement and disclosure requirements, to avoid diversities in practice for accounting insurance contracts and it applies to all companies i.e., to all "insurance contracts" regardless of the issuer. However, Ind AS 117 is not applicable to the entities which are insurance companies registered with IRDAI.

The Company has reviewed the new pronouncements and based on its evaluation has determined that these amendments do not have a significant impact on these Standalone Financial Statements.



(This space has been intentionally left blank)



**3 Property, plant and equipment**

Details of company's property, plant and equipment and their carrying amounts are as follows:

Particulars	In Rs. million unless otherwise stated		
	Freehold land <sup>^</sup>	Plant and equipment	Total
Gross block			
Balance as at 01 April 2023	281.70	3,260.66	3,542.36
Addition during the year	-	-	-
Balance as at 31 March 2024	281.70	3,260.66	3,542.36
Addition during the year	-	-	-
Balance as at 31 March 2025	281.70	3,260.66	3,542.36
Accumulated depreciation			
Balance as at 01 April 2023	-	1,086.10	1,086.10
Depreciation charge for the year	-	82.83	82.83
Balance as at 31 March 2024	-	1,168.93	1,168.93
Depreciation charge for the year	-	82.82	82.82
Balance as at 31 March 2025	-	1,251.75	1,251.75
Net block			
Balance as at 31 March 2024	281.70	2,091.73	2,373.43
Balance as at 31 March 2025	281.70	2,008.91	2,290.61

<sup>^</sup>The title deeds of all the freehold land are in the name of the Company and are pledged with the lender.

# refer note 34 for details of assets pledged

\*During the previous year 2023-24, as a part of its annual exercise of review of estimates, the Company conducted an operational efficiency review of its solar plants. The Company engaged with an expert for the review of useful life, salvage value. Basis the study, with effect from 01 April 2023 the expected useful life of solar power plants has been revised from 25 years to 30 years along with revision in residual value from 10% to 5% at the end of useful life. Further, though there is no contractual obligation, the company has considered a constructive obligation, being a green energy company with its commitment towards environment. These changes have been considered as change in estimate as per Ind AS 8 (Accounting Policies, Changes in Accounting Estimates and Errors) and have been accounted for prospectively. The impact of above changes in income statement current and future years is as follows:

Particulars	For the year ended 31 March 2024	For the year ended		
		Expected amount of the effect in future year*		
		31 March 2025	31 March 2026	31 March 2027
<b>Impact on Financial statement Profit and Loss</b>				
Decrease in depreciation expense*	(107.26)	(107.26)	(107.26)	(107.26)
Increase in Deferred tax expense	27.00	27.00	27.00	27.00
<b>Impact on Financial statement Balance sheet</b>				
Increase in Property, plant and equipment	107.26	214.52	321.78	429.04
Increase in deferred tax liability	(27.00)	(53.99)	(80.99)	(107.98)

\* Expected amount of the effect in future years on depreciation and deferred costs expense is computed without considering any changes for expected capitalisation, tax rate etc.



(This space has been intentionally left blank)





Particulars	In Rs. million unless otherwise stated	
	As at 31 March, 2025	As at 31 March, 2024
4 Loans - non current		
Unsecured- considered good		
Loans to related parties (refer note - 30)*	1,073.51	909.31
	<u>1,073.51</u>	<u>909.31</u>

\*Loans given to ACME Solar Holdings Limited (formerly known as ACME Solar Holdings Private Limited) amounting to Rs. 909.31 million (31 March 2024 Rs. 909.31) is chargeable to interest @ 9.50% p.a. and principal will be repayable after 5 years w.e.f. 01 April 2023 or loan taken date whichever is later and interest is accrued on yearly basis.

Loans to other related parties amounting to Rs. 164.20 million (31 March 2024 Rs. Nil) is chargeable to interest @ 9.50% p.a. and principal will be repayable after 5 years w.e.f. 01 April 2024 and interest is accrued on yearly basis.

#### 5 Deferred tax liabilities (net)

##### Deferred tax assets arising on:

Employees benefits

0.06

0.03

Unabsorbed depreciation

240.06

304.14

##### Deferred tax liabilities arising on:

Property, plant and equipment

(497.54)

(513.04)

Deferred tax liabilities (net)

(257.44)

(208.87)

Particulars (2024-25)	In Rs. million unless otherwise stated			
	As at 01 April 2024	Expenses/ (credit) recognised in statement of profit and loss	Recognised in other comprehensive income	As at 31 March 2025
Assets				
Employees benefits	0.03	0.03	-	0.06
Unabsorbed depreciation	304.14	(64.08)	-	240.06
Liabilities				
Property, plant and equipment	(513.04)	15.50	-	(497.54)
Total	<u>(208.87)</u>	<u>(48.56)</u>	<u>-</u>	<u>(257.44)</u>

Particulars (2023-24)	In Rs. million unless otherwise stated			
	As at 01 April 2023	Expenses/ (credit) recognised in statement of profit and loss	Recognised in other comprehensive income	As at 31 March 2024
Assets				
Employees benefits	0.03	-	-	0.03
Unabsorbed depreciation	378.98	(74.84)	-	304.14
Liabilities				
Property, plant and equipment	(524.90)	11.86	-	(513.04)
Total	<u>(145.89)</u>	<u>(62.98)</u>	<u>-</u>	<u>(208.87)</u>

#### Effective tax reconciliation

Particulars	In Rs. million unless otherwise stated	
	For the year ended 31 March, 2025	For the year ended 31 March, 2024
Loss before tax	191.67	250.08
Applicable tax rate	25.17%	25.17%
Expected tax credit [A]	48.25	62.95
Expenses not considered in determining taxable profit	0.35	0.02
Others	(0.04)	0.01
Total adjustments [B]	0.31	0.03
Actual tax expense [C=A+B]	48.56	62.98
Total tax incidence	48.56	62.98
Tax expense recognized in statement of profit and loss [D]	<u>48.56</u>	<u>62.98</u>





Particulars	In Rs. million unless otherwise stated	
	As at 31 March, 2025	As at 31 March, 2024
<b>6 Non current tax assets (net)</b>		
Advance income tax (net of provision)*	14.22	26.44
	<u>14.22</u>	<u>26.44</u>
*Net of provision for tax of Rs. nil (31 March 2024: Rs. nil)		
<b>7 Other non current assets</b>		
Deposits under protest with government authorities	0.09	0.09
	<u>0.09</u>	<u>0.09</u>
<b>8 Trade receivables</b>		
Unsecured, considered good*	156.05	145.58
	<u>156.05</u>	<u>145.58</u>

\* Includes unbilled revenue of Rs. 53.50 million (31 March 2024: Rs. 48.70 million)

Trade receivable ageing schedule as at 31 March 2025 and 31 March 2024

Trade receivable ageing schedule as at 31 March 2023 and 31 March 2024								In Rs. million unless otherwise stated
31 March, 2025	Outstanding for following years from the due date of payment							Total
	Unbilled revenue	Not due	Less than 6 months	6 months to 1 years	1-2 years	2-3 years	More than 3 years	
Undisputed trade receivable								
Considered good	53.50	49.00	53.55	-	-	-	-	156.05
Credit impaired	-	-	-	-	-	-	-	-
Disputed trade receivable								
Considered good	-	-	-	-	-	-	-	-
Credit impaired	-	-	-	-	-	-	-	-
Total trade receivable	53.50	49.00	53.55	-	-	-	-	156.05

In Rs. million unless otherwise stated								
31 March, 2024	Outstanding for following years from the due date of payment							Total
	Unbilled revenue	Not due	Less than 6 months	6 months to 1 years	1-2 years	2-3 years	More than 3 years	
Undisputed trade receivable								
Considered good	48.70	49.03	47.85	-	-	-	-	145.58
Credit impaired	-	-	-	-	-	-	-	-
Disputed trade receivable								
Considered good	-	-	-	-	-	-	-	-
Credit impaired	-	-	-	-	-	-	-	-
Total trade receivable	48.70	49.03	47.85	-	-	-	-	145.58

<b>9 Cash and cash equivalents</b>		
Balances with bank - current accounts	115.25	5.91
	<u>115.25</u>	<u>5.91</u>

<b>10 Other bank balances</b>		
Fixed deposits with remaining maturity more than 3 months and less than 12 months	343.38	551.52
	<u>343.38</u>	<u>551.52</u>

\*Fixed deposits of Rs. 272.67 million (31 March 2024: Rs. nil) is pledged with banks on account of debt service reserve account .

<b>11 Other financial assets - current</b>		
Interest accrued on long term loan to related party (refer note 30)	157.36	77.31
Receivable from related party (refer note 30)	79.57	77.78
	<u>236.93</u>	<u>155.09</u>

<b>12 Other current assets</b>		
Advance to vendors	1.03	0.89
Advance to employees	0.04	0.24
Prepaid expenses	1.47	0.45
	<u>2.54</u>	<u>1.58</u>





**13 Equity share capital**

Particulars	In Rs. million unless otherwise stated			
	As at 31 March 2025		As at 31 March 2024	
	Number of shares	Amount	Number of shares	Amount
Authorised	5,000,000	50.00	5,000,000	50.00
Issued and subscribed and fully paid up	2,042,042	20.42	2,042,042	20.42
Total	2,042,042	20.42	2,042,042	20.42

**1. Reconciliation of equity capital outstanding at the beginning and at the end of the reporting year**

Particulars	In Rs. million unless otherwise stated			
	For the year ended 31 March 2025		For the year ended 31 March 2024	
	Number of shares	Amount	Number of shares	Amount
At the beginning of the year	2,042,042	20.42	2,042,042	20.42
Issued during the year	-	-	-	-
Outstanding at the end of the year	2,042,042	20.42	2,042,042	20.42

**2. Shares held by holding Company**

Particulars	As at 31 March 2025		As at 31 March 2024	
	Number of shares	Amount	Number of shares	Amount
	2,042,042	20.42	2,042,042	20.42

\*including shares held by nominee shareholder

**3. Number of shares held by each shareholder holding more than 5% Shares in the Company**

Particulars	As at 31 March 2025		As at 31 March 2024	
	Number of shares	% Holding	Number of shares	% Holding
	2,042,042	100%	2,042,042	100%

**4. Shareholding of promoter**

Shareholding of promoter is as follows:

Promoter Name	Shares held by promoter				% Change during the year
	As at 31 March 2025		As at 31 March 2024		
	Number of shares	% Holding	Number of shares	% Holding	
ACME Solar Energy Private Limited	2,042,042	100%	2,042,042	100%	0%

**5. Terms/ rights attached to equity shares**


The Company has only one class of equity shares having par value of Rs 10 per share. Each holder of equity shares is entitled to one vote per share. The Company declares and pays dividends in Indian rupees. In the event of liquidation of the Company, the holders of equity shares will be entitled to receive remaining assets of the Company, after distribution of all preferential amounts. The distribution will be in proportion to the number of equity shares held by the shareholder. The distribution will be in proportion to the number of equity shares held by the shareholder.

**6. Details of shares issued pursuant to contract without payment being received in cash, allotted as fully paid up by**

The Company has not issued any shares pursuant to a contract without payment being received in cash, allotted as fully paid up by way of bonus shares nor has there been any buy-back of shares in the current year and immediately preceeding five years.



(This space has been intentionally left blank)



Particulars	In Rs. million unless otherwise stated	
	As at 31 March, 2025	As at 31 March, 2024
<b>14 Instrument entirely in the nature of equity*</b>		
Opening balance	468.66	468.66
Issued during the year	-	-
Balances at the end of the year	<u>468.66</u>	<u>468.66</u>

**\*Terms and conditions of conversion of compulsorily convertible debentures**

During earlier year, the Company had issued 1,952,755 compulsorily convertible debentures of Rs 240 each to ACME Fazilka Power Private Limited. These CCDs would be converted into 1 share of 10 each at a price of Rs.240 along with interest thereon. Rate of Interest on CCD is 10% per annum. CCD may be converted into equity shares at any time after the expiry of one year at the option of both CCD holders and the Company. In case no option exercise by any of them, CCD shall be compulsorily converted on the last day of expiry of thirty years from the date of allotment.

With effect from 6 October 2021, 1,952,755 compulsorily convertible debentures of Rs 240 each were transferred to ACME Solar Energy Private Limited with the same terms & conditions as mentioned above.

CCD holders has continued waiver of the interest accrued on these compulsorily convertible debentures including for the current year as well as previous year.

**15 Other equity****Securities premium\***

Opening balance	467.37	467.37
Issued capital during the year	-	-
Balances at the end of the year	<u>467.37</u>	<u>467.37</u>

**Debenture redemption reserve<sup>#</sup>**

Opening balance	-	-
Transfer from retained earnings	54.98	-
Balances at the end of the year	<u>54.98</u>	<u>-</u>

**Retained earnings\*\***

Opening balance	(87.98)	(275.07)
Net profit during the year	143.11	187.10
Remeasurement of post-employment benefit obligation during the year	(0.02)	(0.01)
Transfer to debenture redemption reserve	(54.98)	-
Balances at the end of the year	<u>0.13</u>	<u>(87.98)</u>

**Total other equity**

<u>522.48</u>	<u>379.39</u>
---------------	---------------

**\*Securities premium**

Securities premium represents premium received on issue of shares. The reserve is utilised in accordance with the provisions of the Companies Act 2013.

**<sup>#</sup>Debenture redemption reserve**

The Company is required to create a Debenture Redemption Reserve out of the profits which are available for payment of dividend for the purpose of redemption of non convertible debentures. Accordingly, debenture redemption reserve has been created to the extent of profits available for payment of dividend.

**\*\*Retained earnings**

All the profits or losses made by the Company are transferred to retained earnings from Statement of profit and loss.



(This space has been intentionally left blank)





Summary of material accounting policies and other explanatory information for the year ended 31 March 2025

Particulars	In Rs. million unless otherwise stated	
	As at 31 March, 2025	As at 31 March, 2024
<b>16 Long terms borrowings</b>		
Secured		
Non convertible debentures*	2,745.23	2,829.76
	<u>2,745.23</u>	<u>2,829.76</u>
*Refer note 31 for terms of borrowings		
<b>17 Provisions</b>		
Provision for employee benefits		
Provision for gratuity (refer note - 32)	0.16	0.11
Provision for compensated absences	0.04	0.03
	<u>0.20</u>	<u>0.14</u>
<b>18 Short terms borrowings</b>		
Secured		
Current maturities of non convertible debentures	154.49	202.40
	<u>154.49</u>	<u>202.40</u>
<b>19 Trade payables</b>		
Due to micro enterprises and small enterprises	0.59	0.66
Due to creditors other than micro enterprises and small enterprises	1.81	-
	<u>2.40</u>	<u>0.66</u>

Note:-

a Disclosure under the Micro, Small and Medium Enterprises Development Act, 2006 ('MSMED Act, 2006'):		
i) The principal amount and the interest due thereon remaining unpaid to any supplier as at the end of each accounting year	0.59	0.66
ii) The amount of interest paid by the buyer in terms of section 16, along with the amounts of the payments made to the supplier beyond the appointed day during accounting year	-	-
iii) The amount of interest due and payable for the year of delay in making payments (which have been paid but beyond the appointed day during the year) but without adding the interest specified under the MSMED Act, 2006.	-	-
iv) The amount if interest accrued and remaining unpaid at the end of each accounting year, and	-	-
v) The amount of further interest remaining due and payable even in the succeeding year, until such date when the interest dues as above are actually paid to the small enterprise for the purpose of disallowance as a deductible expenditure under section 23 of the MSMED Act, 2006	-	-
	<u>0.59</u>	<u>0.66</u>

The above information regarding dues to micro, small and medium enterprises as defined under the Micro, Small and Medium Enterprises Development Act (MSMED), 2006 has been determined to the extent identified and information available with the Company pursuant to Section 22 of the Micro, Small and Medium Enterprises Development Act (MSMED), 2006.

Trade payable ageing schedule as at 31 March 2025 and 31 March 2024

Trade payable ageing schedule as at 31 March 2025 and 31 March 2024						
In Rs. million unless otherwise stated						
31 March, 2025	Outstanding for following years from the due date of payment					Total
	Not due	Less than 1 year	1-2 years	2-3 years	More than 3 years	
Undisputed dues - MSME*	0.52	0.07	-	-	-	0.59
Undisputed dues - Others	0.17	1.64	-	-	-	1.81
Disputed dues - MSME*	-	-	-	-	-	-
Disputed dues - Others	-	-	-	-	-	-
<b>Total trade payables</b>	<b>0.69</b>	<b>1.71</b>	<b>-</b>	<b>-</b>	<b>-</b>	<b>2.40</b>



31 March, 2024	In Rs. million unless otherwise stated					
	Outstanding for following years from the due date of payment					
	Not due	Less than 1 year	1-2 years	2-3 years	More than 3 years	Total
Undisputed dues - MSME*	0.08	0.31	-	0.27	-	0.66
Undisputed dues - Others	-	-	-	-	-	-
Disputed dues - MSME*	-	-	-	-	-	-
Disputed dues - Others	-	-	-	-	-	-
<b>Total trade payables</b>	<b>0.08</b>	<b>0.31</b>	<b>-</b>	<b>0.27</b>	<b>-</b>	<b>0.66</b>

\*MSME as per the Micro, Small and Medium Enterprises Development Act, 2006.

Particulars	In Rs. million unless otherwise stated	
	As at	As at
	31 March, 2025	31 March, 2024
<b>20 Other financial liabilities</b>		
Interest accrued on		
Non convertible debenture	34.17	36.87
Borrowings on term loan from financial institution	10.00	10.00
Employee related liabilities	0.02	0.18
Other financial liabilities		
Related party*	1.68	0.28
Others	6.02	3.58
	<b>51.89</b>	<b>50.91</b>
* refer note 30		
<b>21 Provisions</b>		
Provision for employee benefits		
Provision for gratuity (refer note - 32)	0.01	0.01
	<b>0.01</b>	<b>0.01</b>
<b>22 Other current liabilities</b>		
Statutory dues payable	9.36	7.73
	<b>9.36</b>	<b>7.73</b>



(This space has been intentionally left blank)





Particulars	In Rs. million unless otherwise stated	
	For the year ended 31 March, 2025	For the year ended 31 March, 2024
<b>23 Revenue from operations</b>		
Sale of electricity	532.52	549.26
	<u>532.52</u>	<u>549.26</u>
<b>24 Other income</b>		
Interest income		
Bank deposits	38.50	33.21
Loans to related party (refer note - 30)	88.95	85.90
Late payment surcharge	-	67.21
Others	1.22	-
	<u>128.67</u>	<u>186.32</u>

**Revenue from contracts with customers****a) Disaggregation of revenue**

Set out below is the disaggregation of the Company's revenue from contracts with customers:

Particulars	In Rs. million unless otherwise stated	
	For the year ended 31 March, 2025	For the year ended 31 March, 2024
<b>Revenue from contracts with customers</b>		
Based on nature of goods/services		
Sale of electricity	532.52	549.26
<b>Total revenue</b>	<u>532.52</u>	<u>549.26</u>

**b) Contract balances**

The following table provides information about receivables, contract assets and contract liabilities from contract with customers:

Particulars	In Rs. million unless otherwise stated	
	As at 31 March, 2025	As at 31 March, 2024
<b>Receivables</b>		
Trade receivables	102.55	96.88
Unbilled revenue for passage of time	53.50	48.70
Less : loss allowance	-	-
<b>Total receivables (a)</b>	<u>156.05</u>	<u>145.58</u>
<b>Contract assets</b>		
Unbilled revenue other than passage of time	-	-
<b>Total contract assets (b)</b>	<u>-</u>	<u>-</u>
<b>Contract liabilities</b>		
Advance from customer	-	-
<b>Total contract liabilities (c)</b>	<u>-</u>	<u>-</u>
<b>Total (a+b-c)</b>	<u>156.05</u>	<u>145.58</u>

Contract asset is the right to consideration in exchange for goods or services transferred to the customer. Contract liability is the entity's obligation to transfer goods or services to a customer for which the entity has received consideration from the customer in advance. Contract assets are transferred to receivables when the rights become unconditional i.e. only the passage of time is required before payment of consideration is due and the amount is billable. Contract liabilities are recognized as revenue as and when the performance obligation is satisfied.

There are no contract assets and the contract liabilities during the year ended 31 March, 2025 (31 March 2024: nil), therefore disclosure regarding significant changes in contract assets and contract liabilities is not given.

**c) Performance obligation**

The Company's performance obligation is satisfied at a point of time when the units of electricity are delivered as per the terms of the agreement with the customer.



## d) Reconciling the amount of revenue recognised in the statement of profit and loss with the contracted price

Particulars	In Rs million unless otherwise stated	
	For the year ended 31 March, 2025	For the year ended 31 March, 2024
Revenue as per contract	538.45	555.99
Adjustments:		
Other adjustments	(5.93)	(6.73)
Revenue from contract with customers	<u>532.52</u>	<u>549.26</u>

## e) Transaction price - remaining performance obligation

The remaining performance obligation disclosure provides the aggregate amount of the transaction price yet to be recognized as at the end of the reporting year and an explanation as to when the Company expects to recognize these amounts in revenue. Applying the practical expedient as given in Ind AS 115, the Company has not disclosed the remaining performance obligation related disclosures for contracts as the revenue recognised corresponds directly with the value to the customer of the entity's performance completed till the reporting year.

## f) There is no significant estimate involved in the recognition of revenue from contract.

## 25 Employee benefits expense

Salaries, wages and bonus	1.40	1.30
Contribution to provident and other funds	0.06	0.05
	<u>1.46</u>	<u>1.35</u>

## 26 Finance costs

Interest on		
Non convertible debenture	279.63	298.14
Others	0.06	0.11
Amortisation of ancillary cost of borrowings	79.09	76.85
Other borrowing costs	0.06	1.24
	<u>358.84</u>	<u>376.34</u>

## 27 Depreciation expense

Depreciation on property, plant and equipment (refer note 3)	82.82	82.82
	<u>82.82</u>	<u>82.82</u>

## 28 Other expense

Operation and maintenance expenses (refer note - 30)	20.06	19.41
Repairs and maintenance - plant and equipment	0.40	0.35
Rent & Hire charges	0.41	-
Rates and taxes	0.31	0.49
Insurance	2.08	3.69
Legal and professional fees	1.35	0.62
Payment to auditors (refer note a below)	0.43	0.43
Corporate social responsibility (Refer Note - 36)	1.36	-
	<u>26.40</u>	<u>24.99</u>


## Note:-

## a) payment to auditor (inclusive of taxes) as

statutory auditors	0.39	0.39
Out of pocket expenses	0.04	0.04
	<u>0.43</u>	<u>0.43</u>



(This space has been intentionally left blank)





**29 Financial instruments****(i) Fair value hierarchy**

There are no financial assets or liabilities measured at fair value in these financial statements.

**(ii) Financial instruments by category**

In Rs million unless otherwise stated

Particulars	31 March, 2025		31 March, 2024	
	FVTPL*	Amortised cost	FVTPL*	Amortised cost
<b>Financial assets</b>				
Loans	-	1,073.51	-	909.31
Trade receivable	-	156.05	-	145.58
Cash and cash equivalents	-	115.25	-	5.91
Other bank balances	-	343.38	-	551.52
Other financial assets	-	236.93	-	155.09
<b>Total financial assets</b>	-	<b>1,925.12</b>	-	<b>1,767.41</b>
<b>Financial liabilities</b>				
Borrowings	-	2,899.72	-	3,032.16
Other financial liabilities	-	51.89	-	50.91
Trade payables	-	2.40	-	0.66
<b>Total financial liabilities</b>	-	<b>2,954.01</b>	-	<b>3,083.73</b>

\*Fair value through profit and loss

The amortised cost of the financial assets and liabilities approximate to the fair value on the respective reporting dates.

**(iii) Risk management**

The Company's activities expose it to credit risk, liquidity risk and market risk. The Company board of directors has overall responsibility for the establishment and oversight of the Company's risk management framework. This note explains the sources of risk which the Company is exposed to and how the Company manages the risk and the related impact in the financial statements.

**(A) Credit risk**

Credit risk is the risk that a counterparty fails to discharge its obligation to the Company. The Company's exposure to credit risk is influenced mainly by cash and cash equivalents, trade receivables and financial assets measured at amortised cost. The Company continuously monitors defaults of customers and other counterparties and incorporates this information into its credit risk controls.

**a) Credit risk management****i) Credit risk rating**

The Company assesses and manages credit risk of financial assets based on following categories arrived on the basis of assumptions, inputs and factors specific to the class of financial assets.

A: Low credit risk on financial reporting date

B: Moderate credit risk

C: High credit risk

The Company provides for expected credit loss based on the following:

Asset group	Basis of categorisation	Provision for expected credit loss
Low credit risk	a) Trade Receivables	a) Expected lifetime credit loss from initial recognition.
	b) Cash and cash equivalents, other bank balances, loans, investment and other financial assets	b) 12 month expected credit loss

Based on business environment in which the Company operates, there have been no defaults on financial assets of the Company by the counterparty. Loss rates reflecting defaults are based on actual credit loss experience and considering differences between current and historical economic conditions.

Assets are written off when there is no reasonable expectation of recovery, such as a debtor declaring bankruptcy or a litigation decided against the Company. The Company continues to engage with parties whose balances are written off and attempts to enforce repayment. There have been no cases of write off with the Company.

In Rs million unless otherwise stated

Credit rating	Particulars	31 March, 2025	31 March, 2024
A: Low credit risk	Cash and cash equivalents, other bank balances, loans, trade receivables and other financial assets	1,925.12	1,767.41



## b) Credit risk exposure

## (i) Provision for expected credit losses

The Company provides for 12 month expected credit losses for all financial assets except trade receivable, where credit loss is recognised from initial recognition. Refer expected credit loss for following financial assets –

31 March, 2025

In Rs million unless otherwise stated

Particulars	Estimated gross carrying amount at default	Expected credit losses	Carrying amount net of impairment provision
Cash and cash equivalents	115.25	-	115.25
Other bank balances	343.38	-	343.38
Loans	1,073.51	-	1,073.51
Trade receivables	156.05	-	156.05
Other financial assets	236.93	-	236.93

31 March, 2024

Particulars	Estimated gross carrying amount at default	Expected credit losses	Carrying amount net of impairment provision
Cash and cash equivalents	5.91	-	5.91
Other bank balances	551.52	-	551.52
Loans	909.31	-	909.31
Trade receivables	145.58	-	145.58
Other financial assets	155.09	-	155.09

The Company's major trade receivables and unbilled revenue are only with government owned counterparty and are recovered as per the terms of the power purchase agreement. Therefore, these trade receivables and unbilled revenue are considered high quality and accordingly no life time expected credit losses are recognised on such receivables based on simplified approach. Any provisions against such receivables are for liquidated damages and not related to credit worthiness of the counterparty. The Company considers that trade receivables are not credit impaired as these are receivable. The credit risk for cash and cash equivalents and other bank balances is considered negligible, since the counterparties are reputable banks with high quality external credit ratings.

The Company has given loans to group entities and the credit risk in relation to such loans has been assessed as negligible.

## (B) Liquidity risk

Liquidity risk is the risk that the Company will encounter difficulty in meeting the obligations associated with its financial liabilities that are settled by delivering cash or another financial asset. The Company's approach to managing liquidity is to ensure as far as possible, that it will have sufficient liquidity to meet its liabilities when they are due.

Management monitors rolling forecasts of the Company's liquidity position and cash and cash equivalents on the basis of expected cash flows. The Company takes into account the liquidity of the market in which the Company operates.

## Maturities of financial liabilities

The following are the remaining contractual maturities of financial liabilities at the reporting date. The amounts are gross and undiscounted, and include estimated interest payments, where applicable.

In Rs million unless otherwise stated

31 March, 2025	On demand	Less than 1 year	1 - 5 years	More than 5 years	Total
Non-derivatives					
Borrowings (including interest)	-	460.52	2,973.67	-	3,434.19
Trade payables	-	2.40	-	-	2.40
Other financial liabilities	-	17.72	-	-	17.72
Total	-	480.64	2,973.67	-	3,454.31

31 March, 2024	On demand	Less than 1 year	1 - 5 years	More than 5 years	Total
Non-derivatives					
Borrowings (including interest)	-	540.73	3,400.02	-	3,940.75
Trade payables	-	0.66	-	-	0.66
Other financial liabilities	-	4.04	-	-	4.04
Total	-	545.43	3,400.02	-	3,945.45

The gross outflows disclosed in the above table represent the contractual undiscounted cash flows relating to financial liabilities held for risk management purposes and which are not usually closed out before contractual maturity.





## (C) Market risk

## a) Foreign exchange risk

The Company does not have any foreign exchange risk as there are no foreign currency transactions.

## b) Interest rate risk

## i) Liabilities

The Company's policy is to minimise interest rate cash flow risk exposures on long-term financing. The Company is not exposed to changes in market interest rates through bank borrowings at variable interest rates.

*Interest rate risk exposure*

Below is the overall exposure of the Company to interest rate risk:

In Rs million unless otherwise stated

Particulars	31 March, 2025	31 March, 2024
Fixed rate borrowing	2,899.72	3,032.16
<b>Total borrowings</b>	<b>2,899.72</b>	<b>3,032.16</b>

## ii) Assets

The Company's fixed deposits are carried at amortised cost and are fixed rate deposits. They are therefore not subject to interest rate risk as defined in Ind AS 107, since neither the carrying amount nor the future cash flows will fluctuate because of a change in market interest rates.

*Interest rate risk exposure*

Below is the overall exposure of the deposits:

In Rs million unless otherwise stated

Particulars	31 March, 2025	31 March, 2024
Fixed rate deposits	343.38	551.52
<b>Total deposits</b>	<b>343.38</b>	<b>551.52</b>

The Company does not have any interest rate risk on these fixed deposits.

The Company has given loans to group entities with fixed rate of interest. They are therefore not subject to interest rate risk.

## c) Price risk

The Company does not have any other price risk than interest rate risk as disclosed above.

**Capital management**

For the purpose of the Company's capital management, capital includes issued equity capital, share premium and all other equity reserves attributable to the equity holders of the parent. The primary objective of the Company's capital management is to maximise the shareholder value.

The Company manages its capital structure and makes adjustments in light of changes in economic conditions and the requirements of the financial covenants. To maintain or adjust the capital structure, the Company may adjust the dividend payment to shareholders, return capital to shareholders or issue new shares. The Company monitors capital using a gearing ratio, which is net debt divided by total capital plus net debt. The Company's policy is to keep an optimum gearing ratio. The Company includes within net debt, interest bearing loans and borrowings, trade payables, less cash and cash equivalents.

In Rs million unless otherwise stated

Particulars	31 March, 2025	31 March, 2024
Borrowings	2,899.72	3,032.16
Trade payables	2.40	0.66
Other financial liabilities	51.89	50.91
Less: Cash and cash equivalents	115.25	5.91
<b>Net debt</b>	<b>2,838.76</b>	<b>3,077.82</b>
Equity	1,011.56	868.47
<b>Total equity</b>	<b>1,011.56</b>	<b>868.47</b>
<b>Capital and net debt</b>	<b>3,850.32</b>	<b>3,946.29</b>
<b>Gearing ratio (%)</b>	<b>73.73%</b>	<b>77.99%</b>

In order to achieve this overall objective, the Company's capital management, amongst other things, aims to ensure that it meets financial covenants attached to the interest bearing loans and borrowings that define capital structure requirements. Breaches in meeting the financial covenants would permit the bank to immediately call loans and borrowings.



## 30 Related parties

## I List of relatd parties as per the requirements of Ind-AS 24 - related party disclosures

## Ultimate holding company

MKU Holdings Private Limited

## Intermediate Holding Company

ACME Solar Holdings Limited (formerly known as ACME Solar Holdings Private Limited)

ACME Cleantech Solutions Private Limited

## Holding company

ACME Solar Energy Private Limited

## Fellow subsidiaries (with whom transactions have been undertaken)

ACME Solar Technologies (Gujarat) Private Limited

ACME Solar Energy (Madhya Pradesh) Private Limited

ACME Odisha Solar Power Private Limited

ACME Jodhpur Solar Power Private Limited

ACME Magadh Solar Power Private Limited

ACME Nalanada Solar Power Private Limited

ACME Raipur Solar Power Private Limited

ACME Mahbubnagar Solar Energy Private Limited

ACME Yamunanagar Solar Power Private Limited

Nirosha Power Private Limited

ACME Rewa Solar Energy Private Limited

## II Transactions with related parties and outstanding year end balances

In Rs million unless otherwise stated

S. No.	Particular	For the year ended 31 March, 2025	For the year ended 31 March, 2024	For the year ended 31 March, 2025	For the year ended 31 March, 2024
(A)		Intermediate Holding and Holding Company	Intermediate Holding and Holding Company	Others	Others
1	Expenses incurred on behalf of the Company				
	ACME Cleantech Solutions Private Limited	1.87	0.05	-	-
	ACME Solar Holdings Limited (formerly known as ACME Solar Holdings Private Limited)	1.39	0.12	-	-
2	Operation and maintenance expenses				
	ACME Cleantech Solutions Private Limited	15.05	19.41	-	-
	ACME Solar Holdings Limited (formerly known as ACME Solar Holdings Private Limited)	5.01	-	-	-
3	Loan given				
	ACME Solar Holdings Limited (formerly known as ACME Solar Holdings Private Limited)	-	111.14	-	-
	ACME Jodhpur Solar power Private Limited	-	-	80.20	-
	ACME Rewa Solar Energy Private Limited	-	-	84.00	-
4	Interest received on loan given				
	ACME Solar Holdings Limited (formerly known as ACME Solar Holdings Private Limited)	86.39	85.90	-	-
	ACME Jodhpur Solar power Private Limited	-	-	1.25	-
	ACME Rewa Solar Energy Private Limited	-	-	1.31	-





In Rs million unless otherwise stated

S.No.	Particular	As at 31 March, 2025	As at 31 March, 2024	As at 31 March, 2025	As at 31 March, 2024
(B)	Outstanding balances - year end	Intermediate Holding and Holding Company	Intermediate Holding and Holding Company	Others	Others
1	Related party receivable # ACME Cleantech Solutions Private Limited ACME Yamunanagar Solar Power Private Limited	79.17 -	77.38 -	- 0.40	- 0.40
2	Trade payables ACME Solar Holdings Limited (formerly known as ACME Solar Holdings Private Limited)	1.64	-	-	-
3	Interest accrued on loan from related party Acme Raipur Solar Power Private Limited ACME Solar Technologies (Gujarat) Private Limited Acme Jodhpur Solar Power Private Limited ACME Solar Energy (Madhya Pradesh) Private Limited Acme Nalanda Solar Power Private Limited Acme Magadh Solar Power Private Limited Acme Mahbubnagar Solar Energy Private Limited	- - - - - - - -	- - - - - - - -	1.95 5.58 0.14 2.15 0.09 0.05 0.04	1.95 5.58 0.14 2.15 0.09 0.05 0.04
4	Loan given ACME Solar Holdings Limited (formerly known as ACME Solar Holdings Private Limited) ACME Jodhpur Solar power Private Limited ACME Rewa Solar Energy Private Limited	909.31 - -	909.31 - -	- 80.20 84.00	- - -
5	Interest accrued on long term loan to related party ACME Solar Holdings Limited (formerly known as ACME Solar Holdings Private Limited) ACME Jodhpur Solar power Private Limited ACME Rewa Solar Energy Private Limited	155.05 - -	77.31 - -	- 1.13 1.18	- - -
6	Related party payable ACME Solar Holdings Limited (formerly known as ACME Solar Holdings Private Limited)	1.68	0.28	-	-
7	Compulsorily convertible debentures ACME Solar Energy Private Limited	468.66	468.66	-	-
8	Co-guarantee given by fellow subsidiaries forming part of restricted group with respect to non convertible debentures of the Company ACME Solar Energy (Madhya Pradesh) Private Limited, ACME Solar Technologies (Gujarat) Private Limited, ACME Odisha Solar Power Private Limited, ACME Magadh Solar Power Private Limited, ACME Nalanda Solar Power Private Limited, Acme Raipur Solar Power Private Limited, Acme Mahbubnagar Solar Energy Private Limited, ACME Yamunanagar Solar Power Private Limited, ACME Rewa Solar Energy Private Limited, ACME Jodhpur Solar power Private Limited and Nirosha Power Private Limited	-	-	2,673.63	2,885.15
9	Co-guarantee given by the Company with respect to non convertible debentures of fellow subsidiaries forming part of restricted group ACME Solar Technologies (Gujarat) Private Limited ACME Solar Energy (Madhya Pradesh) Private Limited ACME Odisha Solar Power Private Limited Acme Jodhpur Solar Power Private Limited Acme Magadh Solar Power Private Limited Acme Nalanda Solar Power Private Limited Acme Raipur Solar Power Private Limited Acme Mahbubnagar Solar Energy Private Limited ACME Yamunanagar Solar Power Private Limited Nirosha Power Private Limited ACME Rewa Solar Energy Private Limited	- - - - - - - - - - - -	- - - - - - - - - - - -	925.70 1,574.71 1,620.17 3,010.68 533.79 763.45 1,511.22 1,398.35 932.75 1,680.52 3,010.68	998.94 1,699.29 1,748.35 3,248.87 576.02 823.85 1,630.78 1,508.98 1,006.55 1,813.48 3,248.87

\* The transactions with related parties are made on terms equivalent to those that prevail in arm's length transactions.


# The Company has not recorded any impairment of receivables relating to amounts owed by related parties. This assessment is undertaken at each reporting year.



Summary of material accounting policies and other explanatory information for the year ended 31 March 2025

31 Terms of borrowings

S. No.	Nature of loan	Nature of securities	Interest rate	Tenure of repayment	Prepayment of loan amount
1	Non Convertible Debentures	<p>Primary security: Bonds from holders are secured. First ranking pari passu charge on:</p> <p>(a) a first ranking pledge over 51% (fifty-one per cent) of both the equity shares and available CCDs issued by each member of the Restricted Group;</p> <p>(b) a first ranking security over the immovable assets (both present and future) of the Issuer pertaining to the Project being operated by that Issuer (including leasehold rights, but excluding the Excluded Assets);</p> <p>(c) a first ranking security over: (i) the moveable assets (tangible and intangible) including goodwill, intellectual property rights and uncalled capital, both present and future, of the Issuer; (ii) the Senior Enforcement Account; and (iii) the Restricted Debt Service Account, (other than the Excluded Assets, the current assets, cash flows, book debts and receivables of such Issuer);</p> <p>(d) a first ranking security over the rights of the Issuer under the relevant PPA(s), Insurance policies and other project documents entered into by such Issuer in connection with the Project being operated by that Issuer;</p> <p>(e) a first ranking security over the NCD Escrow Accounts (whether currently in existence or acquired/opened thereafter) maintained by the Issuer in terms of the relevant Trust and Accounts Deed, together with all cash flows, receivables and other assets and securities which represent all amounts in such accounts and all the moneys, securities, instruments, investments and other properties deposited in, credited to or required to be deposited in or lying to the credit of such accounts, both present and future; and</p> <p>(f) a second ranking security over the Common Project Accounts maintained by the Issuer in terms of the relevant Trust and Accounts Deed (whether currently in existence or acquired/opened thereafter) (other than the Excluded Assets), together with all cash flows, receivables and other assets and securities which represent all amounts in such accounts and all the moneys, securities, instruments, investments and other properties deposited in, credited to or required to be deposited in or lying to the credit of such accounts, both present and future; and</p> <p>(g) a second ranking security over the current assets, book debts, cash flows, all receivables and WC Accounts (other than the Excluded Assets) of the Issuer pertaining to or arising from the Project being operated by that Issuer, together with all cash flows, receivables and other assets and securities which represent all amounts in such accounts and all the moneys, securities, instruments, investments and other properties deposited in, credited to or required to be deposited in or lying to the credit of such WC Accounts, both present and future.</p> <p>The Collateral described in paragraph (a) above is referred to as the "Share Pledge". The Collateral described in from paragraphs (b) to (d) above is referred to as the "Issuer Project Security". The Collateral described in paragraph (e) above is referred to as the "Issuer Exclusive Project Security". The Collateral described in paragraph (f) and (g) above is referred to as the "Issuer Second Ranking Project Security".</p>	Effective interest rate is 12.19% p.a. - repaid in ~5 years facility or any part thereof, together with all from interests, other charges starting February 2022 and monies due & ending in August payables including redemption premium.	Non convertible debenture shall be repaid in ~5 years facility or any part thereof, together with all from interests, other charges starting February 2022 and monies due & ending in August payables including redemption premium.	The borrower shall be entitled to prepay the debenture shall be repaid in ~5 years facility or any part thereof, together with all from interests, other charges starting February 2022 and monies due & ending in August payables including redemption premium.





**32 Employee benefits****Defined contribution**

Contributions are made to the recognised provident and family pension fund, cover all eligible employees under applicable Acts. Both the employees and the Company make pre-determined contributions to the provident fund. The contributions are normally based upon a proportion of the employee's salary. The Company has recognized an amount of Rs 0.06 million (31 March 2024: Rs 0.05 million) towards employer's contribution in provident fund and other funds in the statement of profit and loss.

**Defined benefit obligation**

Provision for gratuity, payable to eligible employees on retirement/separation, is based upon an actuarial valuation as at the balance sheet date. Major drivers in actuarial assumptions, typically, are years of service and employee compensation. The obligations are actuarially determined using the 'Projected Unit Credit Method' as at the balance sheet date. Gains/ losses on changes in actuarial assumptions are accounted in other comprehensive income as identified by the management of the Company.

**Other long term employee benefits**

Provision for compensated absences, payable to eligible employees on availment/ retirement/ separation, is based upon an actuarial valuation as at the balance sheet date. Major drivers in actuarial assumptions, typically, are years of service and employee compensation. The obligation are actuarially determined using the 'Projected Unit Credit Method' as at the balance sheet date. Gains/ losses on changes in actuarial assumptions are accounted in other comprehensive income.

In Rs. million unless otherwise stated

Particulars	Gratuity	
	31 March, 2025	31 March, 2024
<b>Reconciliation of liability recognised in the balance sheet:</b>		
Present value of commitments	0.17	0.12
Fair value of plan assets	-	-
Net liability in the balance sheet	0.17	0.12
<b>Movement in net liability recognised in the balance sheet:</b>		
Net liability as at the beginning of the year	0.12	0.09
Net amount recognised as expenses in the statement of profit and loss	0.03	0.02
Benefits paid	-	-
Acquisition adjustment	-	-
Remeasurements-actuarial (gains) / losses	0.02	0.01
Net liability as at the end of the year	0.17	0.12
<b>Expenses recognised in the statement of profit and loss</b>		
Current service cost	0.02	0.01
Interest cost	0.01	0.01
Expenses charged to the statement of profit and loss	0.03	0.02
Component of defined benefit cost recognised in other comprehensive income	(0.02)	(0.01)

In Rs. million unless otherwise stated


Particulars	Gratuity	
	31 March, 2025	31 March, 2024
<b>Reconciliation of defined-benefit commitments:</b>		
Obligations as at the beginning of the year	0.12	0.09
Current service cost	0.02	0.01
Interest cost	0.01	0.01
Benefits paid	-	-
Remeasurements- actuarial (gains) / losses	0.02	0.01
Acquisition adjustment	-	-
Obligations as at the end of the year	0.17	0.12

**Breakup of actuarial (gain) / loss**

In Rs. million unless otherwise stated

Particulars	31 March, 2025	31 March, 2024
Actuarial (gain)/loss on arising from change in demographic assumption	-	-
Actuarial loss/(gain) on arising from change in financial assumption	0.01	-
Actuarial (gain)/loss on arising from experience adjustment	0.01	0.01
<b>Total actuarial (gain)/loss</b>	<b>0.02</b>	<b>0.01</b>

The actuarial valuation in respect of commitments and expenses relating to unfunded Gratuity are based on the following assumptions which if changed, would affect the commitment's size, funding requirements and expenses:



## (a) Economic assumptions

Particulars	31 March, 2025	31 March, 2024
Discount rate	6.78%	7.22%
Expected rate of salary increase	6.00%	6.00%

## (b) Demographic assumptions

Particulars	31 March, 2025	31 March, 2024
Retirement age	58 years	58 years
Mortality table	Indian Assured Lives Mortality (IALM) (2012-14) modified Ult	Indian Assured Lives Mortality (IALM) (2012-14) modified Ult

## (c) Sensitivity analysis of defined benefit obligation

Particulars	Gratuity	
	31 March, 2025	31 March, 2024
a) Impact of the change in discount rate		
i) Impact due to increase of 0.50%	(0.01)	(0.01)
ii) Impact due to decrease of 0.50%	0.01	0.01
b) Impact of the change in salary increase		
i) Impact due to decrease of 0.50%	0.01	(0.01)
ii) Impact due to increase of 0.50%	(0.01)	0.01

Sensitivities due to mortality and withdrawals are not material & hence impact of change not calculated.

Sensitivities as to rate of inflation, rate of increase of pensions in payment, rate of increase of pensions before retirement & life expectancy are not applicable being a lump sum benefit on retirement.

## (d) Maturity profile of defined benefit obligation

Particulars	Gratuity	
	31 March, 2025	31 March, 2024
0 to 1 Year	0.01	0.01
1 to 2 Year	0.01	0.01
2 to 3 Year	0.01	0.01
3 to 4 Year	0.01	0.01
4 to 5 Year	0.01	-
5 to 6 Year	0.01	-
6 Year onwards	0.12	0.09

The contribution expected to be made by the Company during the financial year 2025-26 is Rs 0.03 million (2024-25: Rs 0.03 million)



(This space has been intentionally left blank)





**33 Earnings per share**

Both the basic and diluted earnings per share have been calculated using the profit attributable to shareholders of the parent company as the numerator, i.e. no adjustments to profit were necessary.

The reconciliation of the weighted average number of shares for the purposes of diluted earnings per share to the weighted average number of ordinary shares used in the calculation of basic earnings per share is as follows:

Particulars	In Rs million unless otherwise stated	
	For the year ended 31 March, 2025	For the year ended 31 March, 2024
Profit attributable to owners	143.11	187.10
Number of equity shares	2,042,042	2,042,042
Weighted average number of shares used in basic earnings per share	3,994,797	3,994,797
Weighted average number of shares used in diluted earnings per share	3,994,797	3,994,797
Basic earnings per share (in Rs.)	35.82	46.84
Diluted earnings per share (in Rs.)	35.82	46.84

**34 Details of assets pledged**

The carrying amounts of assets pledged as security for current and non-current borrowings are:


Particulars	In Rs million unless otherwise stated	
	As at 31 March, 2025	As at 31 March, 2024
<b>Current</b>		
Trade receivables	156.05	145.58
Cash and cash equivalents	115.25	5.91
Other bank balances	343.38	551.52
Other financial assets	236.93	155.09
<b>Total</b>	<b>851.61</b>	<b>858.10</b>
<b>Non-current</b>		
Property, plant and equipment	2,290.61	2,373.43
Loans	1,073.51	909.31
Other non-current assets	0.09	0.09
<b>Total</b>	<b>3,364.21</b>	<b>3,282.83</b>

**35 Reconciliation of liabilities from financing activities**

Particulars (FY 2024-25)	As at 1 April, 2024	Cash flows		Non cash changes/ Interest expenses	As at 31 March, 2025
		Additions	Payments		
Long-term borrowings (including current maturities)	3,032.16	-	(211.53)	79.09	2,899.72
Interest accrued on borrowings	46.87	-	(282.45)	279.75	44.17
<b>Total liabilities from financial activities</b>	<b>3,079.03</b>	<b>-</b>	<b>(493.98)</b>	<b>358.84</b>	<b>2,943.89</b>

Effective 1 April 2017, the Company adopted the amendment to INDAS 7 'Statement of Cash Flows' (as amended), which requires the entities to provide disclosures that enable users of financial statements to evaluate changes in liabilities arising from financing activities, including both changes arising from cash flows and non-cash changes, suggesting inclusion of reconciliation between the opening and closing balances in the Balance Sheet for liabilities arising from financing activities, to meet the disclosure requirement

Particulars (FY 2023-24)	As at 1 April, 2023	Cash flows		Non cash changes/ Interest expenses	As at 31 March, 2024
		Additions	Payments		
Long-term borrowings (including current maturities)	3,168.52	-	(213.21)	76.85	3,032.16
Short-term borrowings (net)	10.00	-	(10.00)	-	-
Interest accrued on borrowings	39.59	-	(292.21)	299.49	46.87
<b>Total liabilities from financial activities</b>	<b>3,218.11</b>	<b>-</b>	<b>(515.42)</b>	<b>376.34</b>	<b>3,079.03</b>



**36 Corporate social responsibilities**

As per Section 135 of the Companies Act, 2013, a Company meeting the eligibility criteria, needs to spend at least 2% of its average net profit for the immediately preceding three financial year on corporate social responsibility (CSR) activities. A CSR committee has been formed by the Company as per the Act. The funds were primarily utilized through the year on the activities which are specified in Schedule VII of the Companies Act, 2013:

Particulars	For the year ended 31 March, 2025	For the year ended 31 March, 2024
i) Amount required to be spent by the company during the year	1.36	-
ii) Amount of expenditure incurred <sup>*</sup>	1.36	-
iii) Shortfall at the end of the year	-	-
iv) Total of previous years shortfall	-	-
v) Reason for shortfall	Not Applicable	Not Applicable
vi) Nature of CSR activities	Education, skill training, and livelihood programs for underprivileged communities	Plantation and Prevention of Environment Pollution in Delhi-NCR
vii) Details of related party transactions, e.g., contribution to a trust controlled by the company in relation to CSR expenditure as per relevant Accounting Standard	Not Applicable	Not Applicable
viii) Where a provision is made with respect to a liability incurred by entering into a contractual obligation, the movements in the provision during the year	Not Applicable	Not Applicable

\* Amount contributed to Snehar Foundation

**37 Contingent liability**

- a) Disputed demand for income tax includes a dispute of Rs. 0.42 million (31 March 2024: Rs. 0.42 million) for assessment year 2018-19 between the Company and income tax department in relation to addition in interest income and disallowance of depreciation. The Company has filed an appeal before Commissioner of Income-tax (Appeals) against the order of assessing officer which is currently pending for disposal. Based on the evaluation of the case, the management is of the view that it is more likely than not that matter will be decided in favor of the Company and accordingly, no provision is required. The Company had deposited Rs. 0.09 million under protest while filing the said appeal. (Refer note 7)

Particulars	In Rs million unless otherwise stated	
	As at 31 March, 2025	As at 31 March, 2024
Co-guarantee issued (refer note 30)	16,962.01	18,303.98
<b>Total</b>	<b>16,962.01</b>	<b>18,303.98</b>

- 38 The Ministry of Corporate Affairs (MCA) has prescribed a new requirement for companies under the proviso to Rule 3(1) of the Companies (Accounts) Rules, 2014 inserted by the Companies (Accounts) Amendment Rules 2021 requiring companies, which uses accounting software for maintaining its books of account, shall use only such accounting software which has a feature of recording audit trail of each and every transaction, creating an edit log of each change made in the books of account along with the date when such changes were made and ensuring that the audit trail cannot be disabled.

The Company uses an accounting software (SAP HANA) for maintaining its books of account which has a feature of recording audit trail (edit log) facility and the same has operated throughout the year for all relevant transactions recorded in the accounting software. However, the audit trail feature is not enabled at database level for accounting software SAP HANA to log any direct data changes for users with certain privileged access rights. Further there is no instance of audit trail feature being tampered with in respect of the accounting software where such feature is enabled. Additionally, the audit trail has been preserved by the company as per statutory requirement for record retention.

Presently, the log is enabled at the application level and the privileged access to HANA database continues to be restricted to limited set of users who necessarily require this access for maintenance and administration of the database.

**39 Additional regulatory disclosure**

- (A) The following are analytical ratios for the year ended 31 March 2025 and 31 March 2024:

Particular	Numerator	Denominator	31 March, 2025	31 March, 2024	Variance
(a) Current ratio	Current assets	Current liabilities	3.92	3.28	19.2%
(b) Debt equity ratio	Total Debt	Shareholders equity	2.87	3.49	-17.9%
(c) Debt service coverage ratio (refer point 1 below)	Earnings available for debt service	Debt Service	1.28	1.38	-7.0%
(d) Return on equity ratio (%)	Net Profits after taxes – Preference Dividend (if any)	Average Shareholder's Equity	15.22%	24.14%	-36.9% \$
(e) Inventory turnover ratio	Net Sales	Avg. Inventory	Not Applicable	Not Applicable	Not Applicable
(f) Trade receivable turnover ratio	Net Credit Sales	Avg. Accounts Receivable & Unbilled revenue	3.53	1.95	81.5% ^
(g) Trade payable turnover ratio	Net Credit Purchases	Avg. Trade Payables	Not Applicable	Not Applicable	Not Applicable
(h) Net capital turnover ratio	Net Sales	Working Capital	0.84	0.92	-8.8%
(i) Net profit ratio (%)	Net profit	Net sales	26.87%	34.06%	21.1%
(j) Return on capital employed ratio (%) (refer point 2 below)	Earning before interest and taxes	Capital Employed	13.21%	15.24%	-13.37%
(k) Return on investment ratio (%)	Income generated from invested funds	Average invested funds in treasury investments	Not Applicable	Not Applicable	Not Applicable





**Reasons for variance**

\$ Decrease in net profit as compared to previous year is resulting in to decrease in ratio.

^ Average debtors decreased from INR 282.34 million in previous year to INR 150.82 million in current year, resulting into increase in ratio.

**Other explanatory points**

- 1 Earning for Debt Service = Net Profit after taxes + Non-cash operating expenses like depreciation and other amortizations + Interest + other adjustments like loss on sale of Fixed assets etc.  
Debt service = Interest & Lease Payments + Principal Repayments  
"Net Profit after tax" means reported amount of "Profit / (loss) for the period" and it does not include items of other comprehensive income.
  - 2 Capital Employed = Tangible Net Worth + Total Debt + Deferred Tax Liability
- (B) The Company has not been declared as willful defaulter by any bank or financial institution or any other lender.
- (C) The Company does not have any charges or satisfaction, which is yet to be registered with Registrar of Companies, beyond the statutory period prescribed under the
- (D) The Company has not entered into any transaction which has not been recorded in the books of account, that has been surrendered or disclosed as income during the
- (E) The Company has not traded or invested in crypto currency or virtual currency during the year.
- (F) The Company does not have any Benami property and further, no proceedings have been initiated or are pending against the Company, in this regard.
- (G) The Company has not entered into any transactions with struck off companies, as defined under the Companies Act, 2013 and rules made thereunder.
- (H) The Company has not advanced or loaned or invested funds to any other person(s) or entity(ies), including foreign entities (Intermediaries) with the understanding that the Intermediary shall:
- (i) directly or indirectly lend or invest in other persons or entities identified in any manner whatsoever by or on behalf of the company (Ultimate Beneficiaries) or
  - (ii) provide any guarantee, security or the like to or on behalf of the Ultimate Beneficiaries
- (I) The Company has not received any fund from any person(s) or entity(ies), including foreign entities (Funding Party) with the understanding (whether recorded in writing or otherwise) that the Company shall:
- (i) directly or indirectly lend or invest in other persons or entities identified in any manner whatsoever by or on behalf of the Funding Party (Ultimate Beneficiaries) or
  - (ii) provide any guarantee, security or the like on behalf of the Ultimate Beneficiaries.
- 40 **Segment reporting**  
The Company is engaged in the business of sale of electricity. Chief Operating Decision Maker (CODM) reviews the financial information of the Company as a whole for decision-making and accordingly the Company has a single reportable segment. All the revenue has been billed to a single customer. Further, the operations of the Company are limited within one geographical segment. Hence no further disclosure is required to be made by the Company.
- 41 Certain amounts (currency value or percentages) shown in the various tables and paragraphs included in the financial statements have been rounded off or truncated as deemed appropriate by company.
- 42 **Subsequent event**  
The Company has evaluated events and transactions, which occurred subsequent to the balance sheet date but prior to the date when financial statements were available to be issued. There were no material subsequent event which are required to be disclosed.

For Walker Chandio &amp; Co LLP

Chartered Accountants

Firm's Registration No.: 001076N/N500013

Anamitra Das  
Partner

Membership No. 062191

Place: Gurugram  
Date: 17 May 2025

For S. Tekriwal &amp; Associates

Chartered Accountants

Firm Registration No.: 009612N

Shishir Tekriwal  
Partner

Membership No. 088262

Place: New Delhi  
Date: 17 May 2025

For and on behalf of the Board of Directors

Rajesh Sodhi  
Director

DIN No. 06990425

Place: Gurugram  
Date: 17 May 2025Veer Pratap  
Director

DIN No. 06887340

Place: Gurugram  
Date: 17 May 2025